



City of Yachats
441 N. Hwy 101, Civic Meeting Room 1
Monday, June 22, 2026, 12:00 PM

To Be Held In-Person & Via Zoom

[Join Zoom Meeting](https://us02web.zoom.us/j/89357078624)
<https://us02web.zoom.us/j/89357078624>
[Meeting ID: 893 5707 8624](https://us02web.zoom.us/j/89357078624)

Special Regular City Council Budget Meeting

Regular Session

- I. Call to Order**
- II. Roll Call**
- III. Announcements, Proclamations, and Correspondence**
- IV. Public Comment – limited to items not on the agenda (5-minute limitation per person)**
- V. Ongoing Business**
 - a. Vote on Budget
- VI. Other Business**
 - a. From the Mayor
 - b. From Council
 - c. From Staff
- VII. Adjourn**

The Yachats City Council meetings are open to the public and interested citizens are invited to attend via Zoom. These are open meetings under Oregon law, but a work session is not a community forum; audience participation is at the discretion of the Council. Meetings are audio-recorded. The meeting are accessible to persons with disabilities. For accommodations, please call (541) 547-3565, or Oregon Relay 1-800-735-2900 TDD) two days in advance. City of Yachats does not discriminate on the basis of race, color, religion, creed, gender, national origin, age, disability, marital or veteran status, sexual orientation, or any other legally protected status. Sign language or foreign language interpreter may be available, with advance notice. Call City Hall at 541-547-3565 or Oregon Relay 1-800-735-2900 (TDD) two days in advance. POSTED June 17, 2026 By: Kimmie Jackson, Recorder



**CITY OF YACHATS
RESOLUTION NO. 2026-282
A RESOLUTION DECLARING THE CITY OF YACHATS
ELECTION TO RECEIVE STATE REVENUES**

The City of Yachats resolves as follows:

Section 1. Pursuant to ORS 221.770, the city hereby elects to receive state revenues for fiscal year 2026-2027.

Passed by the Yachats City Council on the 22nd day of June, 2026.

Approved by the Mayor this 22nd day of June 2026.

CITY OF YACHATS

By: _____
Craig Berdie, Mayor

ATTESTED TO BY:

Bobbi Price, City Manager

I certify that a public hearing before the Budget Committee was held on May 14, 2026, and a public hearing before the City Council was held on May 28, 2026, giving citizens an opportunity to comment on use of State Revenue Sharing.

Bobbi Price, City Manager



**CITY OF YACHATS
RESOLUTION NO. 2026-283
A RESOLUTION ADOPT FY 2026-27 BUDGET**

BE IT RESOLVED that the City Council of the City of Yachats hereby ADOPTS THE BUDGET FOR THE FISCAL YEAR 2026-27 IN THE AMOUNT OF \$18,342,637.74 AS SHOWN IN THE TABLE BELOW. This budget is now on file at 501 N Hwy 101, Yachats Oregon 97498. The budget is also available for viewing on the City’s website at www.yachatsoregon.org.

Total Revenue **\$8,753,331.97**

Personnel Services	\$2,020,121.02
Materials and Services before Contingency	\$2,031,209.85
Grants, Gifts, Allocations & Donations	0
Debt Services	\$625,015.05
Interfund Transfers	\$2,258,000.00
All other except current year property tax	\$5,632,000.00
Unappropriated and RFFE	\$5,776,021.82
Total Requirements	\$18,342,637.74

BE IT RESOLVED that the City Council of the City of Yachats hereby appropriates the amounts in the table below for the fiscal year 2026-27, for the following purposes:

General Fund Operations

Personnel Services	\$840,859.52
Materials and Services before Contingency	\$1,311,463.43
Transfers	\$1,130,000.00
Contingency	\$63,000.00

General Reserves

Personnel Services	\$23,526.41
Capital Outlay	\$2,757,000.00

Debt Services Funds

Debt Service	\$625,015.00
Transfers	\$260,000.00



**CITY OF YACHATS
RESOLUTION NO. 2026-283
A RESOLUTION ADOPT FY 2026-27 BUDGET**

Enterprise Funds

Personnel Services	\$1,155,735.09
Materials and Services before Contingency	\$719,746.42
Transfers	\$868,000.00
Contingencies	\$50,000.00
Capital Outlay	\$2,875,000.00
Unappropriated and RFFE	\$2,629,496.23

PASSED AND ADOPTED by the City of Yachats City Council on June 22, 2026.

CITY OF YACHATS

By: _____
Craig Berdie, Mayor

ATTESTED BY:

Bobbi Price, City Manager



CITY OF YACHATS
RESOLUTION NO. 2026-284

ADOPTING THE CAPITAL IMPROVEMENT PLAN FOR FY2026-27

WHEREAS, the Yachats City Council appointed members to serve on a Capital Improvement Plan (CIP) Committee (also known as the Finance Committee), and

WHEREAS, the CIP plan in the FY2026-27 City Budget represents capital improvement planning based on the current circumstances and priorities of the City, and

WHEREAS, the Budget Committee held a public hearing on the recommended plan on May 14, 2026 and May 28, 2026, and

WHEREAS, the City Council held a public hearing on the recommended plan on June 22, 2026,

NOW THEREFORE, the City of Yachats resolves that the FY2026-27 Capital Improvement Plan in the City budget is hereby adopted.

Passed and adopted June 22, 2026. This Resolution is effective upon adoption.

CITY OF YACHATS

By: _____
Craig Berdie, Mayor

ATTESTED TO BY:

Bobbi Price, City Manager



CITY OF YACHATS RESOLUTION NO. 2026-285

RESOLUTION IMPOSING TAXES AND CATEGORIZING THE TAX

BE IT RESOLVED that the following ad valorem property taxes are hereby imposed upon the assessed value of all taxable property within the taxing district for the tax year 2026-27:

1. At the rate of \$0.1717 per \$1,000 of assessed value for the permanent rate tax; and
2. In the amount of \$44,877.73 for debt service on the general obligation bond.

BE IT RESOLVED that the taxes imposed are hereby categorized for purposes of Article XI section 11b as:

Subject to the General Government
Limitations Permanent Rate Tax \$0.1717/per
\$1,000 Excluded from Limitations
General Bond Debt Service \$44,877.73

PASSED AND ADOPTED by the City of Yachats City Council on June 22, 2026.

CITY OF YACHATS

By: Craig Berdie, Mayor

ATTESTED TO BY: _____

Bobbi Price, City Manager

There were some issues found toward the end of our budgeting process. This is a summary of the fixes that were made.

City Services, Reserve,

Personnel: Fringe and Insurance: BC not equal to CC

Therefore, Subtotal and Ending Balance differ; Needs explanation or correction

Diane had calculations for the fringe insurance and pers that did not match what we had at the time of the last budget committee. Updated to show correct numbers. Changed by \$210

City Services, Operations

Personnel: Same line-item values but Subtotal BC not equal to CC (23.5K difference)

Therefore, Subtotal and Ending Balance differ

BC formula for Personnel total did not include Public Works Personnel, fixed formula which added \$23,566.00

LLCM Reserves

Personnel: Same line-item values but BC not equal to CC

Therefore, Subtotal and Ending Balance differ

BC formula for Personnel added Public Works Personnel twice, fixed the formula which reduced the total by \$2741

Library Reserves

Xfer from City Services shows 70K in BC but 40K in CC

Therefore, Ending balance varies by 30K

Corrected transfer amount. 40k is correct transfer for Library Reserves. 70k was the transfer for Library Operations. We had mistakenly put 70k in both.

Library Ops:

As noted by Neal today, the 5K increase is to ensure a positive ending value. OK since you will note in the meeting

Yes, City Services transfer to Library Operations is proposed to increase from 70k to 75k. There was an error in the previous year's personnel calculation and the estimated ending balance from 2025-2026 and thus the beginning balance of 2026-2027 is lower. The extra 5k ensures the ending balance in 2026-2027 will be positive.

There will be spots where the amounts or totals are different by one penny. This is due to fractions of a penny that have since been rounded to the nearest cent.

Water Operations Fringe Insurance and PERS were not recalculated using Diane’s benefits multiplier.

\$36,982.41 41475.6

\$69,126.00 76038.6

\$77,421.12 79494.9

A total difference of \$13,479.57, it has since been fixed on the budget sheets and resolutions as of 6/22/2026.

Wastewater Operations

Fringe Insurance and PERS

There was an error in the formula used for the calculations of insurance and PERS. The formula field was extended to cover insurance and pers, and when it was extended it looked to the incorrect fields (not the totals).

\$36,981.48 36981.48

\$8,135.93 67799.38

\$2,122.65 70881.17

A total difference of \$128,421.97, it has since been fixed on the budget sheets and resolutions as of 6/22/2026.

-Neal Morphis cityclerk@yachatsmail.org



CITY OF YACHATS

APPROVED BUDGET FISCAL YEAR 2026-2027



City of Yachats Annual Budget

Fiscal Year: July 1, 2026 – June 30, 2027

Approved



The City’s Budget Committee includes the Mayor, four City Council members, and an equal number of citizen members.

The Budget Committee will receive the proposed budget on May 1, 2026. The committee is scheduled to hold public meetings on May 14 and May 28 at 1 pm, during which city staff will make presentations and address questions. These public meetings will provide an opportunity for public

testimony. The Budget Committee will approve the proposed budget and forward it to the City Council for consideration of adoption.

The City Council will conduct a public hearing to consider adopting the budget on June 17, 2026. Following the public hearing, the Council will review and adopt the approved budget without any changes, levy property taxes, and establish the budget appropriations.

CITY COUNCIL

- Craig Berdie, Mayor
- Nicole Hedlund, Council President
- Catherine Whitten-Carey, Council Member
- Barry Collins, Council Member
- Mary Ellen O’Shaughnessey, Council Member

BUDGET COMMITTEE

- Bobbi Price, Budget Officer
- Don Groth
- Brad Webb
- Anthony Muirhead
- Viki West
- Marc Sakamoto

CITY HALL STAFF

- Bobbi Price, City Manager
- Kimmie Jackson, Deputy Recorder
- Katherine Guenther, City Planner
- Diane Gruver, Bookkeeping
- Neal Morphis, Infrastructure Clerk & IT
- Lorraine Fritz-Barrett, Administrative Assistant
- Becca Parrish, Utility Billing Clerk
- Rosa Marchand, Community Spaces Coordinator

PUBLIC WORKS

- Rick McClung, Water Lead
- David Buckwald, Wastewater Lead
- Shane Holland, Utilities Foreman
- Kevin Kentta, Utilities
- Justice Allison, Utilities
- David Fortmeyer, Code Compliance & Utilities
- Travis Tibbits, Certified Water Technician

TABLE OF CONTENTS

City Manager Message		6
City Information	Organizational Chart	7
	Form of Government	8
	Yachats Workgroups	9
Fund Accounting Overview	Building Blocks of the City Budget, General Fund Charts	10
	Inflows, Outflow & Fund Charts	11
	Fund Structure Chart	12
City Personnel	FTE Count & Personnel Expenses	13
Revenue Forecasting	Revenue Trends Summary	14
	Transient Lodging Tax Rolling Revenue	15
	Food & Beverage Rolling Revenue	16
	Wastewater Revenue Forecasting	17
	Water Revenue Forecasting	18
Budget at a Glance	Overview, Fund Balance, Resources, Revenues	20
	Expenditures, Requirements, Fund Balance	21
Budget Summary	Summary of FY26/27 Budget	22
	General Fund	23
	Enterprise Fund	24
	Debt Service	25
General Fund	City Services Reserves	26
	City Services Operations	27
	The Commons Reserves	28
	The Commons Operations	29
	Little Log Church Museum Reserves	30
	Little Log Church Museum Operations	31
	Yachats Public Library Reserves	32
	Yachats Public Library Operations	33

TABLE OF CONTENTS

General Fund	Parks & Trails Reserves	34
	Parks & Trails Operations	35
	Visitor Amenities - Restricted Fund	36
	Visitor Amenities Operations	37
	Street Reserves	38
	Street Operations	39
	Storm Drain Reserves	40
	Storm Drain Operations	41
Enterprise Fund	Public Works: Water Reserves	42
	Public Works: Water Operations	43
	Public Works: Wastewater Reserves	44
	Public Works: Wastewater Operations	45
Special Funds	Debt Services - Water Revenue Bond	46
	Debt Services Fund - Water General Obligation (GO) Bond	47
	Debt Services Fund - South Tank Loan (IFA)	47
	Debt Services Fund - Wastewater Treatment Plant Loan	48
	Debt Services Fund - Wastewater Treatment Plant (IFA)	48
	System Development Charges (SDC) - Restricted Fund	49
Capital Improvement	Water, Wastewater	50
	Streets & Storm Drains, Commons, Parks & Trails	51
	CIP Project List	52
	CIP Project List	53
Transfers Chart		54-55
City Goals & Workplan		56-57
Urban Renewal District	About the URD	58
	URD Budget Summary	59

BUDGET MESSAGE

Dear Residents of Yachats,

I am pleased to present the Proposed Budget for the 2026-2027 fiscal year. As City Manager, I am proud of our team and the positive impact we continue to have on the City's operations. Our City Staff dedicated to serving our community and consistently delivering quality service while our team thrives in a positive workplace culture.

The City-owned Little Log Church Museum and the new library building are now fully rebuilt and rehabilitated. The Library is open and fully operational, with the Little Log Church Museum set to open in 2026.

We continue to improve city buildings, including the Commons and Pavilion, ensuring our infrastructure remains up to code, safe for residents, and high-quality for all its many uses.

Our Public Works team is making significant progress on major projects, including stormwater and street rehabilitation plans. Major paving was successfully completed in spring and summer 2025. Other important projects on the horizon include enhancements to our Reedy Creek water source, comprehensive improvements to multiple pump stations, engineering and construction on West 3rd St, and Storm Drainage on Overlook Drive, while continuing exploration for a new water reservoir site.

The City is committing to invest significantly in our Wastewater system by addressing aging infrastructure through targeted upgrades and system-wide improvements. These investments are essential for increasing system efficiency, reducing the risk of overflows, and maintaining strict compliance with state and federal environmental regulations.

Slated for the 2026/2027 budget, there are a few large-scale street and storm drain projects, both in paving and in adding new pipes and drainage. This investment supersedes the amount the general fund can support for Street and Storm Drain projects. The City has discussed a street fee as a form of revenue to support these projects now

and into the future. The proposed budget includes street and storm drain fees as revenue sources.

In its second year, the City's DMO continues to implement a three-year strategic marketing plan for tourism promotion to ensure a return on investment and support the General Fund's single largest revenue source: the Transient Lodging Tax. This strategic marketing plan ensures that, while we promote our City, we do so sustainably, encouraging responsible tourism and allowing us to share our approach with the community so they understand our tourism promotion strategies.

This proposed budget enables the City to pursue its goals and mission while enhancing city services and infrastructure. It reflects the City Council's goals and administrative work plan. Aligning the budget with these goals enables city staff to plan and implement initiatives that effectively benefit the community.

Council Goals:

- Infrastructure: Secure Sustainable Water Storage & Improve wastewater and water sustainability efforts
- Livability: Provide safe access to and use of city infrastructure, parks, and trails.
- Housing Supply: Expand housing supply and diversify housing options.
- Environmental Stewardship: Be environmentally aware in all we do.
- Public Awareness: Deliver efficient, effective, and transparent municipal services.
- Fiscal Sustainability: Effectively manage and plan for the city's financial needs.
- Alignment: Synchronize and update city policies and administrative rules.
- Emergency Preparedness: Continue to prepare for all emergencies

As we enter the new fiscal year, we are dedicated to fostering positive energy and teamwork. We will actively engage with residents as we advance projects and pursue our goals, collaborating effectively.

Sincerely,
Bobbi Price, City Manager

CITY INFORMATION

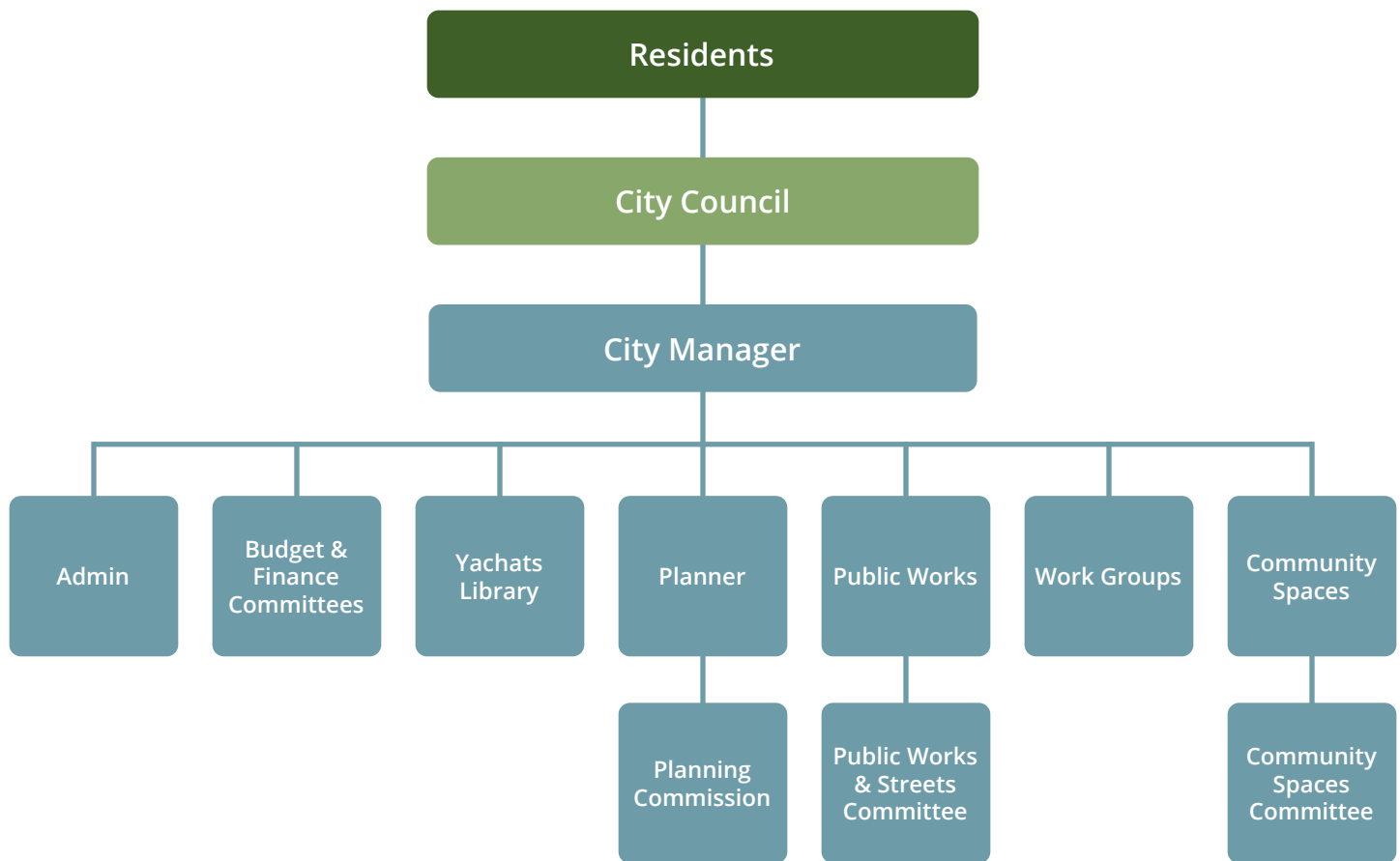
City of Yachats Organizational Chart

The City of Yachats, like many small cities in Oregon, operates with the understanding that residents are at the top of the organizational structure. All elected officials and city staff ultimately serve the people of Yachats.

Voters elect a Mayor and four City Councilors, who are responsible for setting policies, adopting the city budget, and hiring a City Manager. The City Manager carries out the Council's direction and oversees the daily operations of city departments. City staff - including public works, finance, planning, library, and administration, report to the City Manager and are responsible for delivering the services and programs that support the community.

The City of Yachats relies on its commissions and committees as vital bridges that connect City staff directly with residents, ensuring that community voices are heard. Acting as advisory boards, they play a role in researching issues and formulating informed recommendations for City staff and the City Council, which shape policies and initiatives that benefit all Yachats residents.

This structure ensures that decision-making is both transparent and accountable to the public, with clear lines of communication from residents to leadership and back.



CITY INFORMATION

Yachats Form of Government

Yachats operates with a Council-Manager government structure. The Mayor and City Councilors hire and guide the City Manager, set policies, adopt budgets, and approve city contracts. They are elected at large, with the Mayor serving a two-year term and City Councilors serving staggered four-year terms. The Mayor leads official meetings and work sessions.

Commissions, Committees and Workgroups

Yachats is a city where many individuals selflessly dedicate their time and efforts toward improving our community, embodying the spirit of volunteerism.

Our volunteers actively serve on the Council, Commissions, Committees, and in various other capacities, contributing to the betterment of Yachats. Through their service, they build a sense of unity and foster progress and positive change, shaping the essence of what it means to be a part of this community.

City Council

Craig Berdie - Mayor, Nicole Hedlund - Council President, Catherine Whitten-Carey, Barry Collins, and Mary Ellen O'Shaughnessy.

The city council acts as the governing body responsible for making decisions on behalf of the community. Their role includes setting policies and approving budgets. The council members are elected by the residents of Yachats and tasked with representing their best interests, listening to community input, addressing concerns, and fostering the overall well-being and progress of the city.

The Yachats City Council convenes on the third Wednesday of each month. Participation and viewing options are available virtually via Zoom on the City's website. Audio recordings and minutes from previous meetings can be found at www.yachatsoregon.org

Planning Commission

Marc Sakamoto (chair), Mary Aebi (vice chair),

Loren Dickinson, Craig Hogan, Jolene Gosselin, David Diamond, Steven Chase, and Kathrine Guenther (City staff)

The commission's responsibilities are to interpret and apply current ordinances to land use cases, to recommend changes and/or additions to land use ordinances, and to assist the city planning staff in long-range planning.

Public Works & Streets Committee

Linn West (chair), Alex Cox, Kevin Erdahl, Don Phipps, Jim Welch, Don Groth, Dave Buckwald, and Rick McClung (City staff)

The Public Works & Streets Committee plans the growth and improvement of the city's infrastructure. It recommends rules, regulations, and standards for the operations that maintain and improve city streets, storm systems, water, and wastewater systems. Additionally, they review utility rates and fees and recommend changes to the City Council.

Finance Committee

Bobbi Price (chair), Charles Bame-Aldred, Lisa Beck, Doug Beck, and Paul Kelly.

The Finance Committee proposes the capital improvement budget, gathering input from staff, citizens, and commissions. It monitors major budget items for trends and provides the City Manager with analysis and special projects on request. It has recently been identified as the City's audit review committee.

Community Spaces Committee

Adam Altson (chair), John Pravel, Dan Wright, Bill Reeves, and Rosa Marchand (City staff)

The Community Spaces Committee serves in an advisory capacity to the City, providing recommendations and guidance on the development, maintenance, and strategic planning of Yachats' parks and significant Commons infrastructure projects.

CITY INFORMATION

Yachats Workgroups

Trails Crew & YIPS Leaders

Loren Dickinson, Kevin Erdahl, Bob Langley, and Wally Orchard.

As a work group under the City Manager, the group's mission is to establish, maintain, and promote a system of trails that serves the City of Yachats, ensuring the safety, health, spiritual well-being, and enjoyment of residents and visitors alike.

Keeping Yachats Beautiful

Shelly Shrock, Dean Shrock, Michael Hempen, Rose Valentine, Phil and Mary Lumley, Lynn Schellhase, and Carl Meibergen.

A workgroup under the City Manager, this group oversees the adopted garden program in Yachats, developing and maintaining plantings and flower beds alongside the sidewalks.

Emergency Preparedness

Linn West, Don Groth, Drew Roslund, Steve and Susan Oppenheimer, Jill Asch, Kathryn Torrence, Mary Reeves, and Kathy McCulloch.

This workgroup's goal is to prepare the community for various emergencies, including fires, mudslides, long-term power outages, earthquakes, and tsunamis. The committee also serves as a liaison for the City with the Yachats Rural Fire Department.

Library

Street Schellhase, Marg Petersen, and Traci Altson (Cty staff)

The Yachats Library workgroup, guided by the recommendations from the 2020 Needs Assessment, spearheaded the construction of the new library building this year. In collaboration with library administrator Traci Altson, the commission manages the library's budget, ensuring that library services and programs remain top priorities.

Estuary Walkway

The Estuary Walkway Workgroup is a dedicated team focused on planning and developing a pedestrian walkway along the Yachats River estuary. This group has been actively involved in writing grants, finalizing project plans, and coordinating with various agencies to bring this important infrastructure project to fruition, to enhance the safety and enjoyment of the scenic waterfront.

Landmark Property

The City of Yachats Landmark Property Development Workgroup is currently reviewing plans for the recently acquired landmark property located at the corner of Ocean View Drive and Highway 101. This group is tasked with considering potential uses for the site, such as a viewing platform and connection to the estuary boardwalk, while also ensuring compliance with ODOT standards.



FUND ACCOUNTING OVERVIEW

Building Blocks of the City Budget

Fund Accounting

Fund accounting in local government is a system used to track financial resources that are restricted or designated for specific purposes or activities. Unlike for-profit accounting, which focuses on overall profitability, fund accounting emphasizes accountability and the proper use of public funds according to legal, regulatory, or administrative requirements. It involves establishing separate accounting entities called “funds,” each with its own self-balancing set of accounts to record financial resources and related liabilities

Government-type funds include General, Special revenue (SDC, Visitor Amenities), Debt Service and Capital Projects.

Business-type includes Enterprise Funds.

General Fund and Sub Funds include City Services, Commons, Little Log Church Museum, Library, Parks & Trails, Streets and Storm Drains.

A Special Revenue Fund is used when certain revenues have been earmarked or are legally restricted to expenditure for a specific purpose.

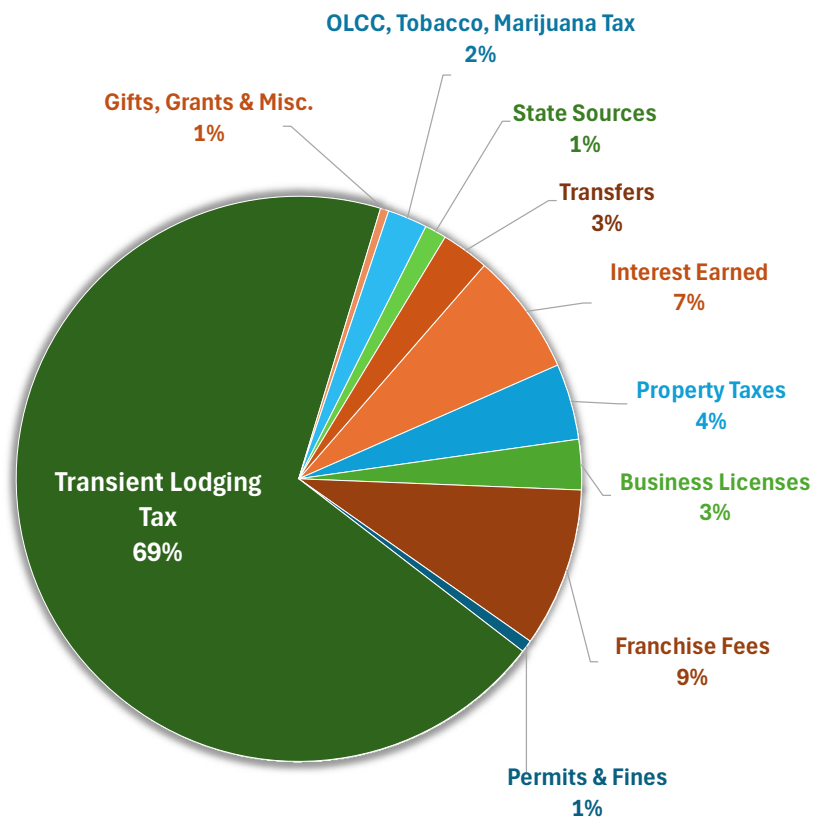
- **Transient Lodging Tax (Visitor Amenities)**- The Transient Lodging Tax Fund accounts for the receipt of the City’s 9% lodging tax. Of the total received, 39% is directed into the restricted Visitor Amenities account.
- **SDC Fund**- Collected SDCs are reserved in this account for special water, wastewater, and storm drain infrastructure projects.

Enterprise Funds are used to account for operations financed and revenues generated that cover the expenses of providing the goods or services like Water and Wastewater.

Reserve Funds are established to save for major capital projects and large infrastructure investments. They help the city plan for the future by setting aside unspent funds from operational budgets at the end of each fiscal year. In Yachats, reserve funds provide critical support, park improvements, and other major investments.

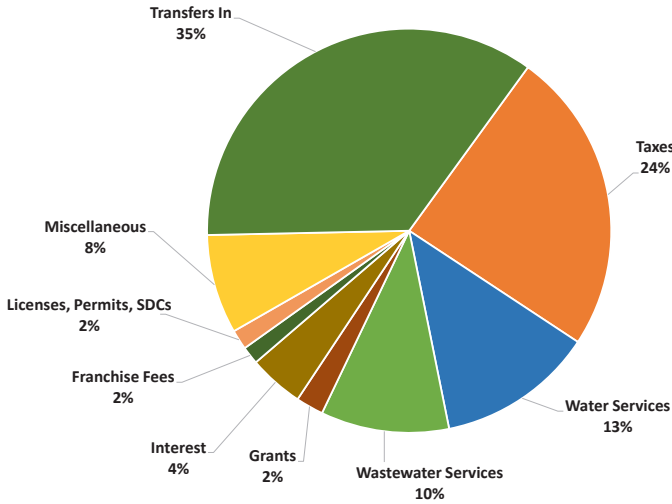
Taxes consist of TLT, F&B, State Highway, Marijuana, OLCC, Tobacco, and property tax revenue. TLT & F&B are the highest sources.

**100-1010 City Services
REVENUE - FY26-27 Proposed Budget**

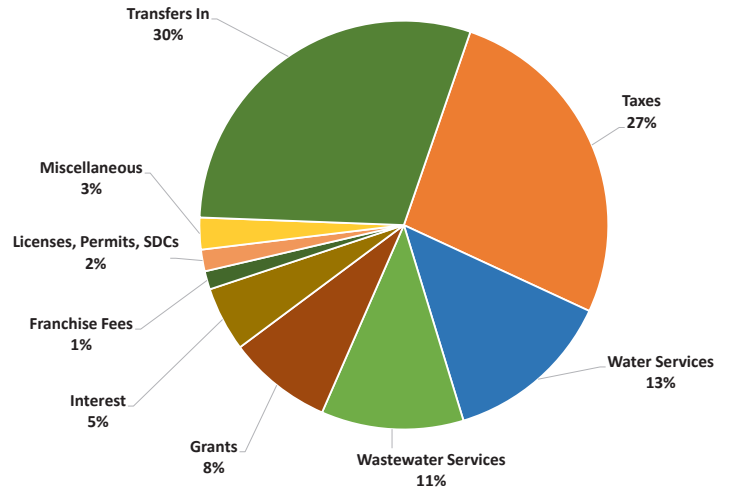


FUND ACCOUNTING OVERVIEW

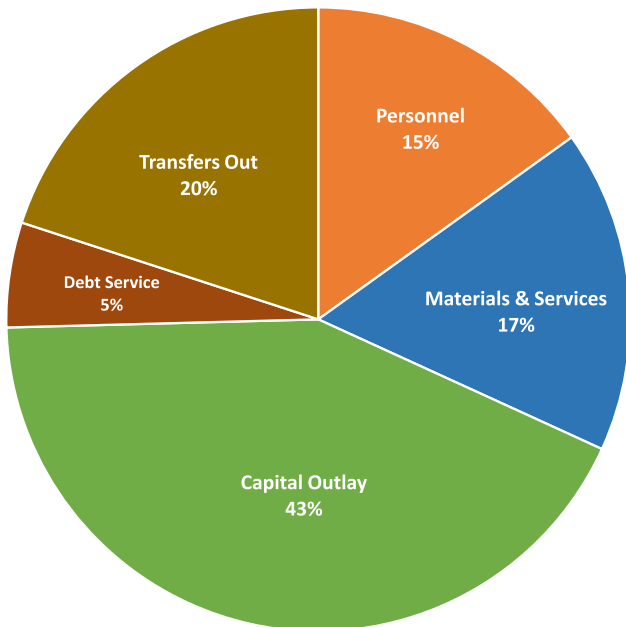
2025-2026 Adopted Budget - Inflows
(Consolidated Funds)



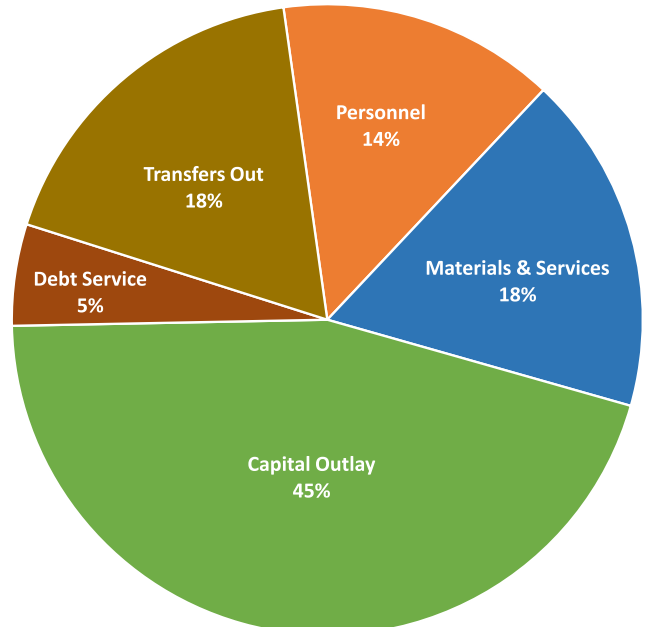
2026-2027 Proposed Budget - Inflows
(Consolidated Funds)



2025-2026 Adopted Budget - Outflows
(Consolidated Funds)



2026-2027 Proposed Budget - Outflows
(Consolidated Funds)



FUND ACCOUNTING OVERVIEW

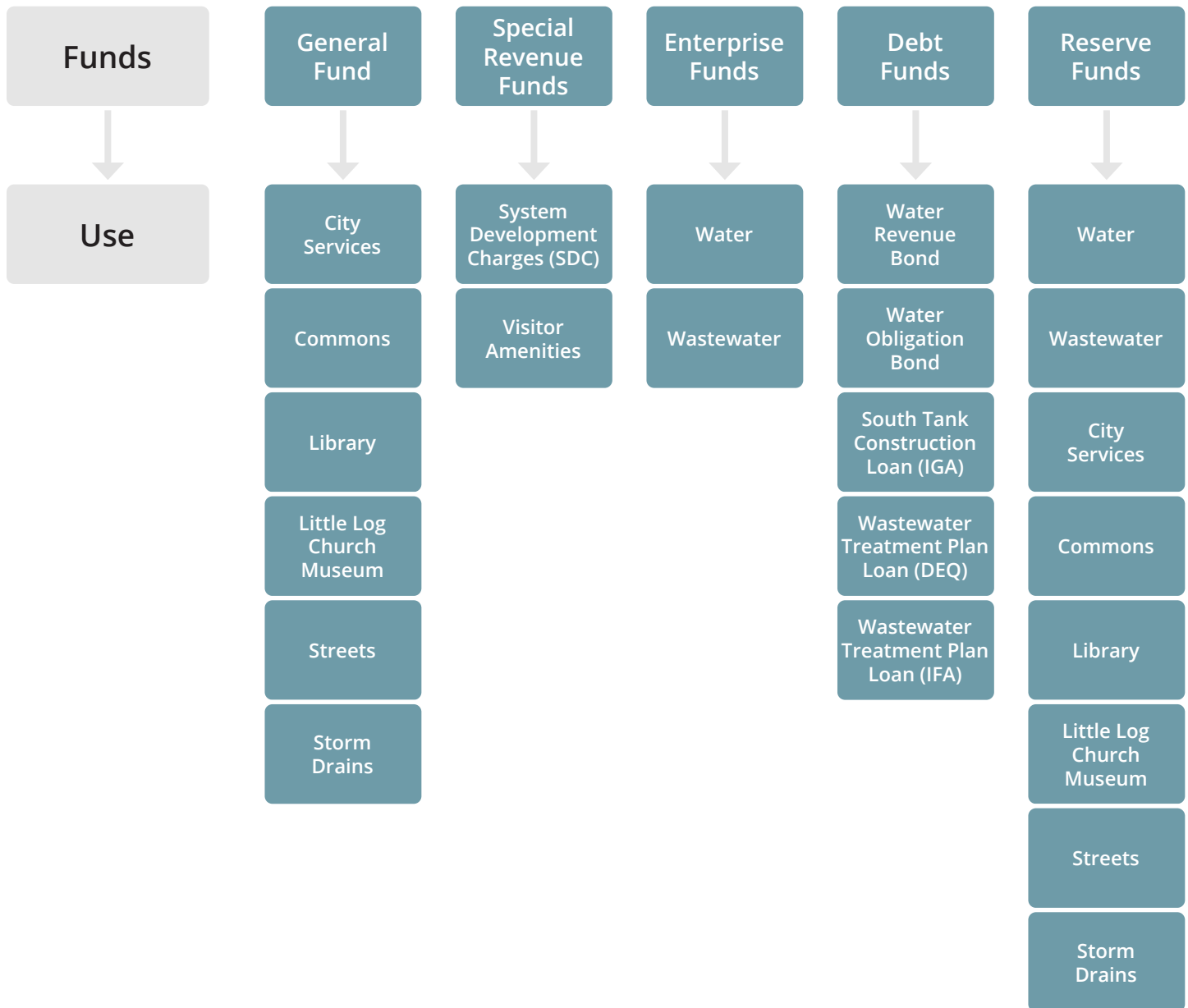
Fund Structure Chart

This chart shows how the City of Yachats organizes its budget into separate funds, each with a specific purpose and source of revenue. Funds are grouped into categories such as the General Fund, Special Revenue Funds, Enterprise Funds, Debt Funds, and Reserve Funds.

Each fund is linked to particular services or financial obligations. For example, the General Fund supports day-to-day city services like the

Commons, Library, and Streets, while Enterprise Funds are used to operate the Water and Wastewater systems through utility fees. Debt Funds track loan repayment, and Reserve Funds are set aside for future capital improvements.

Organizing the budget this way helps ensure transparency, proper fund use, and clear alignment between funding sources and the services they support.



CITY PERSONNEL

FTE Count & Personnel Expenses

The team at the City of Yachats serves as the foundation for all services provided by our local government. The staff at City Hall manages the City's daily operations, offering support across every aspect of governance. Their responsibilities include overseeing the City's budget and executing policies and ordinances established by the City Council. Additionally, they ensure adherence to federal and state regulations while working to deliver City services in a timely and effective manner. The team collaborates on both long-term and short-term goals set by the Council, maintaining open lines of communication with residents to address concerns and answer questions. Their dedication is vital to the smooth operation of the City.

The Public Works team serves as a cornerstone for our community's functionality and safety, diligently working to maintain and improve the essential infrastructure that residents rely on daily. The team is responsible for a wide range of services, including road maintenance, water distribution, wastewater management, and storm drainage. They strive not only to address immediate needs efficiently but also to plan proactively, ensuring that our town's infrastructure remains robust, safe, and capable of supporting both current and future community needs. This contributes significantly to the overall quality of life for all residents.

We are pleased that the City of Yachats team is currently fully staffed, allowing us to provide the high-quality work and level of customer service that our residents deserve. While it's true that personnel represents one of the most significant cost centers in the City's budget, this investment is essential because it is our

dedicated employees who deliver these vital services every day. Recognizing this, the City is committed to investing in its people, fostering professional growth and satisfaction to ensure employee longevity. This focus not only maintains service continuity but also helps mitigate the significant financial and operational costs associated with high employee turnover.

The City recently negotiated a four year contract with the Union bargaining unit. "Effective July 1 of each year of this Agreement, employees shall receive a cost of living adjustment (COLA) equivalent to the annual percentage change in the CPI-W Pacific Division for the prior calendar year, provided that the increase shall be no less than two percent (2.0%) and no more than five percent (5.0%). The increase shall be determined by looking at the 12-month percent change for all items in the CPI-W Pacific Division for the previous calendar year. For July 1, 2026, the adjustment shall be three percent (3.0%)."

FTE Cost - FY 26 and FY27 Est.

	FTE	Annual Salary FY 2025-26		Annual Salary FY 2026-27 3% COLA	
		Minimum	Maximum	Minimum	Maximum
ADMINISTRATIVE SERVICES					
City Manager	1	115,003	154,191	118,453	158,816
Deputy Recorder	1	58,747	77,920	62,271	81,037
Clerk III - Bookkeeper	1	55,619	77,114	58,956	81,741
CIP Coordinator	1	49,520	65,335	52,491	81,741
Clerk II - Utility Billing / CSC	1	55,650	73,423	58,989	69,255
Planner	1	56,160	78,000	59,530	82,680
Administrative Assistant	1	49,321	65,073	52,281	67,676
Comm Spaces Coordinator	1	52,000	60,060	53,560	61,862
Part -Time Librarian	0.4	24,199	26,619	24,925	27,417
Part-Time Children's Librarian	0.3	5,200	8,000	5,356	8,240
PUBLIC WORKS					
Water Lead	1	75,818	105,109	80,367	109,313
WasteWater Lead	1	75,407	104,540	79,931	108,721
Utility Field Foreman	1	62,773	82,754	66,539	86,064
Utility Worker 2	1	48,443	63,914	51,350	66,470
Utility Worker 1	1	43,918	67,944	46,553	70,662
Code Enforcer/PW	1	54,600	72,037	57,876	74,919
Certified Water Technician	1	63,317	83,538	67,116	86,880
Employer Benefit Costs (average)					
Employer payroll taxes		10.7%			
Employer insurance benefit		20.0%			
Employer PERS		22.0%			

REVENUE FORECASTING

Revenue Trends Summary

Understanding Revenue

The City tracks revenue in a variety of ways to support responsible budgeting and long-term financial planning. Understanding where revenue comes from and how it changes over time allows the City to anticipate needs, respond to economic shifts, and plan for future investments.

There are two key approaches to monitoring revenue:

- **Rolling revenue** refers to income that is monitored throughout the year, such as monthly or quarterly. This helps the City identify patterns and seasonal trends that influence annual collections.
- **Planned revenue** refers to income the City expects to receive in future years, based on existing tax structures, grants, or projected growth. It helps guide multi-year projects and prepare for future financial obligations.

This section includes four types of tracked revenue that play an important role in the City's financial outlook:

- Transient Lodging Tax (TLT) – Rolling Revenue
- Food & Beverage Tax – Rolling Revenue
- Water Revenue
- Wastewater Revenue



Transient Lodging Tax (TLT) – Rolling Revenue

The City collects a Transient Lodging Tax on overnight stays in hotels, vacation rentals, and other short-term lodging. A portion of this tax supports general city services, while the rest is legally restricted to tourism-related activities. Monitoring TLT as a rolling revenue source helps the City assess economic activity and the impact of seasonal tourism.

Food & Beverage Tax – Rolling Revenue

The Food and Beverage tax supports the City's wastewater system and is a key source of funding for infrastructure improvements and debt repayment. Tracking this revenue over time helps the City measure trends in local spending and hospitality activity.

Water Revenue Forecasting

Water revenue forecasting helps the City of Yachats plan for the financial needs of the public water system. Forecasting considers factors like usage trends, customer growth, seasonal demand, and future rate adjustments. By closely monitoring revenue projections, the City can ensure stable funding for daily operations, system maintenance, and long-term improvements such as storage capacity and emergency preparedness projects.

Wastewater Revenue Forecasting

Wastewater revenue forecasting allows the City to anticipate funding needed to maintain and upgrade the wastewater collection and treatment system. Forecasting accounts for service demand, system aging, environmental compliance requirements, and rate structure. Reliable revenue projections help support infrastructure rehabilitation projects, treatment plant upgrades, and long-term system sustainability while protecting public health and the environment.

Interesting Fact...

In Oregon, most cities receive only a small portion of local property taxes, many rely on other sources like state-shared revenue, utility fees, and lodging taxes.

REVENUE FORECASTING

Transient Lodging Tax Rolling Revenue

Rolling 12-Months

Fiscal Year	Quarter Ending	Rolling 12-Months
2021	September	\$1,273,207
	December	\$1,392,073
	March	\$1,372,848
	July	\$1,378,354
2022	September	\$1,378,416
	December	\$1,399,965
	March	\$1,410,388
	July	\$1,363,313
2023	September	\$1,364,235
	December	\$1,360,794
	March	\$1,354,728
	July	\$1,337,897
2024	September	\$1,336,381
	December	\$1,371,737
	March	\$1,354,728
	July	\$1,422,109
2025	September	\$1,422,217
	December	\$1,444,103
	March	\$1,590,115
	July	
2026/27	Projection*	\$1,500,000

REVENUE FORECASTING

Food & Beverage Rolling Revenue

Rolling 12-Months		
Fiscal Year	Quarter Ending	Rolling 12-Months
2021	September	\$409,134
	December	\$430,668
	March	\$451,563
	July	\$403,176
2022	September	\$404,254
	December	\$426,036
	March	\$448,101
	July	\$469,010
2023	September	\$467,829
	December	\$477,011
	March	\$448,101
	July	\$514,888
2024	September	\$515,142
	December	\$528,128
	March	\$484,445
	July	\$514,887
2025	September	\$485,300
	December	\$466,911
	March	\$494,101
	July	
2026/27	Projection	\$500,000

REVENUE FORECASTING

Wastewater Revenue Forecasting

Rolling 12-Months

Fiscal Year	Quarter Ending	Rolling 12-Months
2021	September	\$724,195
	December	\$729,596
	March	\$685,484
	July	\$741,588
2022	September	\$754,151
	December	\$768,645
	March	\$836,576
	July	\$795,042
2023	September	\$808,133
	December	\$820,148
	March	\$826,048
	July	\$834,355
2024	September	\$846,899
	December	\$862,273
	March	\$826,047
	July	\$834,355
2025	September	\$755,084
	December	\$820,148
	March	\$884,585
	July	\$915,448
2026/27	Projection*	\$933,920

*Reflects rates from changing from a 50/50 split to 55% Water/45% Wastewater.

REVENUE FORECASTING

Water Revenue Forecasting

Rolling 12-Months

Fiscal Year	Quarter Ending	Rolling 12-Months
2021	September	\$762,095
	December	\$776,392
	March	\$731,515
	July	\$792,893
2022	September	\$804,484
	December	\$822,849
	March	\$894,631
	July	\$850,014
2023	September	\$869,172
	December	\$878,639
	March	\$886,147
	July	\$892,236
2024	September	\$900,783
	December	\$913,752
	March	\$886,147
	July	\$892,236
2025	September	\$900,783
	December	\$999,260
	March	\$1,030,703
	July	
2026/27	Projection*	\$1,108,884

*Reflects rate increases implemented during FY 2026-2027, compounded by changing from a 50/50 split to 55% Water/45% Wastewater.



BUDGET AT A GLANCE

The total budgeted requirements for the 2026–2027 fiscal year are \$12,547,572. This includes \$625,015 dedicated to Debt Service for bond and loan payments. The General Fund portion of these requirements is \$6,135,977.

By comparison, the 2025–2026 fiscal year adopted budget for requirements was \$11,426,732. This represents a total increase in budgeted expenditures of approximately 9.8%.

Total budgeted resources for all funds are \$8,748,332. This is a 2.39% increase from the prior fiscal year's adopted budget of \$8,543,794.

Key Factors Contributing to the Change

Reduction in Transfers: The “Transfers In” category decreased by \$410,000, falling from the FY 2025–2026 adopted budget of \$3,019,000 to \$2,609,000 for FY 2026–2027.

Decline in Miscellaneous Revenue: Budgeted Miscellaneous income fell sharply from the previous adopted budget of \$678,535 to \$96,691 (a decrease of \$581,844), largely accounting for shifting levels of bequests and non-profit contributions to construction projects.

Significant Offsets: These decreases were strongly countered by:

- A substantial increase in Grants, which rose from the previous adopted budget of \$189,000 to \$1,103,676.
- An increase in Taxes (including TLT, F&B, Property, and State Highway) to \$2,211,313, up from the previous adopted budget of \$2,073,976.

Financial Notes

Historical Spending Trends: Historical data indicate that actual expenditures consistently track below budgeted amounts. In 2025–2026, estimated actuals of \$7,529,608 remained significantly below the \$11,426,732 budget. A similar trend occurred in 2024–2025, with actual spending of \$8,205,526 against a budget of \$9,481,249. This pattern reflects a strategy of structural preparedness for potential cost inflation and major infrastructure projects while maintaining responsible oversight of actual day-to-day expenditures.

Net Transfers: While overall inflows decreased, Transfers In (\$2,609,000) still exceeded Transfers Out (\$2,253,000). This positive net movement continues to be driven by support received from the Urban Renewal District (URD) Fund.

Fund Balances: All funds will draw upon varying portions of their beginning balances to support planned projects. The budget for FY 2026–2027 is projected to draw down \$3,799,240 from the beginning fund balance of \$9,215,061. The consolidated Ending Fund Balance across all funds is projected to be \$5,693,374.

Budget Overview. Amounts listed in the budget sheets are categorized as follows:

- Beginning Balance
- Resources
- Personnel
- Materials & Services
- Transfers
- Total Requirements
- Capital Outlays
- Resources over Requirements
- Ending Balance

Beginning Fund Balance. This is the amount of money available in a fund at the start of a new fiscal year. It is the result of the carryover from previous years. Investing funds from the beginning balance into city properties and capital improvement projects (CIPs) can foster economic growth and enhance the quality of life for residents. Using these funds for large projects must be done responsibly and planned in line with savings.

Resources. Available resources consist of Beginning Fund Balances and Revenues. For an individual fund, resources equal revenues plus transfers in.

Revenues. Projected Revenues in the 2026-2027 Budget are as follows:

- **Property tax revenue.** The General Fund is estimated to receive \$56,3372 from property taxes in fiscal year 2026-2027.
- **Franchise fees.** The city is estimated to receive annual franchise fees of \$120,356 for services, including electricity, cable, telephone, and disposal. A franchise fee is a payment made by a private company to a local government for the right to use public property for its operations.

- **Transient Lodging Tax (TLT).** TLT accounts for a significant portion of the General Fund, with an estimated revenue of \$1,500,000.
- **Interest.** The city is estimated to accrue 3% interest on its reserve funds, a significant contribution to its resources.
- **State Taxes.** Taxes collected by the State of Oregon in the City of Yachats limits are contributed to the General Fund; OLCC, Marijuana, Tobacco, and other State resources.
- **Licenses & Fees.** The General Fund is estimated to receive \$47,226 from Business Licenses, Vacation Rental Licenses, Permits, and Filing Fees. New this year, we've balanced the interest earned between the General Fund and the Water and Wastewater Funds.
- **Utility Charges.** For Enterprise Funds, resources are generated directly from the revenue collected through water and wastewater utility bills for the services provided. The utility fees budgeted for collection in FY 26/27 total \$2,042,208.
- **Expenditures.** Expenditures for city services represent the financial resources allocated to provide essential functions and programs that directly serve Yachats' residents and visitors, ensuring public safety, infrastructure maintenance, community well-being, and quality of life.
- **Personnel.** The city operates as a service provider, with labor costs representing a significant portion of the budget. Our greatest asset is our people, and we invest in them accordingly. To address the increased service demands arising from postponed projects and the challenges of not being fully staffed in previous years, this budget includes 15.7 full-time equivalent (FTE) positions.

The overall Personnel budget is estimated to be \$1,893,347. Personnel includes PERS rates, cost-of-living wage increases (3%), union step increments as mandated by contract (3%), and health-related benefits.

While we actively promote robust citizen engagement and outreach, it also brings forth new ideas, energy, and heightened expectations for our responsiveness and service delivery. We aspire to meet these elevated expectations with our City staff.

- **Materials & Services.** The Materials & Services portion of the proposed budgeted expenditure is \$2,144,210 and reflects continued current service levels. Materials & Services cover overhead charges for all programs, including utilities, insurance,

subscriptions, dues, education and training, building and land maintenance, mowing, tree trimming, office supplies, postage, software, and more. To manage rising costs, staff are asked to keep expenditures on materials and services to a minimum.

- **Capital Outlay.** The capital improvement budget totals \$5,632,000 compared with the previous fiscal year's budget of \$4,886,000 (\$2,956,359 actually spent). This budget primarily supports significant and critical water and wastewater infrastructure projects. A substantial portion of these Expenditures is funded by carryover Reserves from prior years and grants. Capital Outlays are an investment in the future.
- **Transfers.** Transfers involve moving money from one fund to another. The City of Yachats transfers funds from the General Fund, Visitor Amenities, System Development Charges (SDCs), Water and Wastewater Operations, and the Urban Renewal District (URD) Fund to other operating and reserve funds. Transfers are commonly used to allocate funds for Capital Improvement Projects (CIPs), representing the City's investment in properties, buildings, assets, future sustainability, and economic growth. Another use for Transfers is to support operations for the Little Log Church, the Library, and the Commons. Transfers are net \$0 when viewed across all funds.

Total Requirements. The total estimated Requirements in the City of Yachats budget represent the sum of all projected Expenditures necessary to fund operations (Personnel and Materials & Services), Capital Outlays, and Transfers to other funds for a given fiscal year. For an individual fund, Requirements equal Expenditures plus Transfers Out.

Ending Fund Balance. The ending fund balance in the City of Yachats' budget represents the amount of unspent funds remaining at the end of the fiscal year, which will be carried over as the Beginning Fund Balance for the subsequent fiscal year.

In summary, the proposed budget represents significant investments in large Capital Improvement Projects that will draw on a portion of the beginning balances in several funds, especially in Water, Wastewater, Streets, and Storm Drains. These projects will ensure that the City's critical infrastructure is properly maintained and invested in for the future of our City.

SUMMARY OF FY26/27 BUDGET

About the Budget Summary

The 2026–2027 Budget Summary for the City of Yachats provides a consolidated snapshot of projected revenues, expenditures, fund balances, and transfers across all departments. This summary is intended to offer a clear, high-level view of the City’s financial position for the upcoming fiscal year, reflecting key trends in service costs, capital investments, and fund sustainability.

City of Yachats 2026-2027 Budget Summary					
Consolidated Funds (General Fund, Water, Wastewater, SDC, Debt Services)					
Resources (Inflows)	2024-2025 Budget	2024-2025 Actual	2025-2026 Adopted Budget	2025-2026 Est. Actual	2026-2027 Budgeted
Taxes	\$2,047,200	\$2,126,191	\$2,073,976	\$2,282,697	\$2,211,312.99
Water Services	\$977,000	\$960,929	\$1,072,500	\$1,074,500	\$1,108,884.00
Wastewater Services	\$911,000	\$911,336	\$877,500	\$904,383	\$933,323.56
Grants	\$440,000	\$293,260	\$189,000	\$101,000	\$1,103,676.00
Interest	\$381,000	\$467,427	\$376,146	\$390,588	\$423,261.59
Franchise Fees	\$109,000	\$111,738	\$121,611	\$117,597	\$120,355.92
Licenses, Permits, SDCs	\$86,000	\$110,260	\$135,526	\$137,303	\$141,826.61
Miscellaneous	\$72,000	\$94,459	\$678,535	\$317,093	\$96,691.30
Transfers In	\$2,469,000	\$2,469,000	\$3,019,000	\$3,019,000	\$2,614,000.00
Total Resources	\$7,492,200	\$7,544,601	\$8,543,794	\$8,344,160	\$8,753,331.97
Requirements (Outflows)					
Personnel	\$1,541,140	\$1,513,467	\$1,723,820	\$1,670,103	\$2,020,121.02
Materials & Services	\$1,845,290	\$1,488,017	\$1,912,665	\$805,869	\$2,144,209.85
Capital Outlay	\$3,737,500	\$2,846,722	\$4,886,000	\$2,956,359	\$5,632,000.00
Debt Service	\$624,319	\$624,319	\$621,247	\$619,803	\$625,015.05
Transfers Out	\$1,733,000	\$1,733,000	\$2,283,000	\$1,503,000	\$2,258,000.00
Total Requirements	\$9,481,249	\$8,205,526	\$11,426,732	\$7,555,135	\$12,679,345.92
Beginning Fund Balance	\$10,169,558	\$10,306,174	\$9,538,802	\$9,770,607	\$9,205,028.38
Ending Fund Balance	\$8,180,508	\$9,646,749	\$6,655,865	\$6,872,178	\$5,663,021.82
Fund Type- FY 26/27	Total Resources	Total Requirements	Ending Balance		
General Fund	\$4,535,629.83	\$6,125,849.36	\$1,712,735.17		
Enterprise Funds	\$3,412,908.71	\$5,668,481.51	\$2,629,496.23		
Debt Service	\$804,793.42	\$885,015.05	\$1,320,790.42		
	\$8,753,331.97	\$12,679,345.92	\$5,663,021.82		
Notes:					
Transfers In exceed Transfers Out due to amounts received from the Urban Renewal District (URD) Fund.					

GENERAL FUND SUMMARY

General Fund 2026-2027 Budget Summary

	2024-2025 Budgeted	2024-2025 Actual	2025-2026 Adopted Budget	2025-2026 Estimated Actual*	2026-2027 Budgeted
Resources (Inflows)					
Taxes	\$1,541,700	\$1,593,010	\$1,529,109	\$1,690,647	\$1,665,885.99
Water Services	\$0	\$0	\$0	\$0	\$0.00
Wastewater Services	\$0	\$0	\$0	\$0	\$0.00
Grants	\$440,000	\$293,260	\$89,000	\$1,000	\$1,033,676.00
Interest	\$238,000	\$219,244	\$149,071	\$150,238	\$154,745.26
Franchise Fees	\$109,000	\$111,738	\$121,611	\$117,597	\$120,355.92
Licenses, Permits, SDCs	\$52,000	\$43,087	\$46,444	\$45,457	\$47,225.87
Miscellaneous	\$56,000	\$68,850	\$663,535	\$304,798	\$77,740.79
Transfers In	\$1,356,000	\$1,356,000	\$1,516,000	\$1,516,000	\$1,436,000.00
Total Resources	\$3,792,700	\$3,685,190	\$4,114,770	\$3,825,737	\$4,535,629.83
Requirements (Outflows)					
Personnel	\$634,040	\$634,518	\$777,442	\$751,204	\$864,385.93
Materials & Services	\$1,178,000	\$979,111	\$1,252,614	\$193,090	\$1,374,463.43
Capital Outlay	\$1,584,500	\$1,679,162	\$2,403,000	\$1,730,459	\$2,757,000.00
Debt Service	\$0	\$0	\$0	\$0	\$0.00
Transfers Out	\$720,000	\$720,000	\$1,380,000	\$600,000	\$1,130,000.00
Total Requirements	\$4,116,540	\$4,012,790	\$5,813,056	\$3,274,753	\$6,125,849.36
Fund Balance Calculation					
Beginning Fund Balance	\$4,199,932	\$4,049,313	\$3,911,073	\$3,927,589	\$3,117,954.70
Ending Fund Balance	\$3,876,092	\$3,723,212	\$2,212,786	\$1,333,879	\$1,712,735.17



Reminder...

City revenue flows in from taxes, fees, and grants, then gets collected into “buckets” like the General Fund. From there, it’s poured into other “buckets” for use on public works, capital projects, and other areas.

ENTERPRISE FUND SUMMARY

Enterprise Funds 2026-2027 Budget Summary

(Water, Wastewater, SDCs)

Resources (Inflows)	2024-2025 Budgeted	2024-2025 Actual	2025-2026 Adopted Budget	2025-2026 Estimated Actual*	2026-2027 Budgeted
Taxes	\$0	\$0	\$0	\$0	\$0.00
Water Services	\$977,000	\$960,929	\$1,072,500	\$1,074,500	\$1,108,884.00
Wastewater Services	\$911,000	\$911,336	\$877,500	\$904,383	\$933,323.56
Grants	\$0	\$0	\$100,000	\$100,000	\$70,000.00
Interest	\$137,000	\$202,143	\$180,419	\$185,625	\$212,149.91
Franchise Fees	\$0	\$0	\$0	\$0	\$0.00
Licenses, Permits, SDCs	\$34,000	\$67,173	\$89,082	\$91,845	\$94,600.74
Miscellaneous	\$16,000	\$25,610	\$15,000	\$12,295	\$18,950.51
Transfers In	\$910,000	\$910,000	\$1,300,000	\$1,300,000	\$975,000.00
Total Resources	\$2,985,000	\$3,077,192	\$3,634,501	\$3,668,649	\$3,412,908.71
Requirements (Outflows)					
Personnel	\$907,100	\$878,950	\$946,378	\$918,899	\$1,155,735.09
Materials & Services	\$667,290	\$508,906	\$660,051	\$612,779	\$769,746.42
Capital Outlay	\$2,153,000	\$1,167,561	\$2,483,000	\$1,225,900	\$2,875,000.00
Debt Service	\$0	\$0	\$0	\$0	\$0.00
Transfers Out	\$853,000	\$853,000	\$743,000	\$743,000	\$868,000.00
Total Requirements	\$4,580,390	\$3,408,416	\$4,832,429	\$3,500,578	\$5,668,481.51
Fund Balance Calculation					
Beginning Fund Balance	\$4,708,872	\$4,932,710	\$4,295,695	\$4,510,895	\$4,685,069.03
Ending Fund Balance	\$3,113,482	\$4,601,485	\$3,097,767	\$4,136,295	\$2,629,496.23



DEBT SERVICE SUMMARY

Debt Service 2026-2027 Budget Summary

Resources (Inflows)	2024-2025 Budgeted	2024-2025 Actual	2025-2026 Adopted Budget	2025-2026 Estimated Actual*	2026-2027 Budgeted
Taxes	\$505,500	\$533,180	\$544,867	\$592,049	\$545,427
Water Services	\$0	\$0	\$0	\$0	\$0
Wastewater Services	\$0	\$0	\$0	\$0	\$0
Grants	\$0	\$0	\$0	\$0	\$0
Interest	\$6,000	\$46,039	\$46,657	\$54,725	\$56,366
Franchise Fees	\$0	\$0	\$0	\$0	\$0
Licenses, Permits, SDCs	\$0	\$0	\$0	\$0	\$0
Miscellaneous	\$0	\$0	\$0	\$0	\$0
Transfers In	\$203,000	\$203,000	\$203,000	\$203,000	\$203,000
Total Resources	\$714,500	\$782,220	\$794,524	\$849,774	\$804,793
Requirements (Outflows)					
Personnel	\$0	\$0	\$0	\$0	\$0
Materials & Services	\$0	\$0	\$0	\$0	\$0
Capital Outlay	\$0	\$0	\$0	\$0	\$0
Debt Service	\$624,319	\$624,319	\$621,247	\$619,803	\$625,015
Transfers Out	\$160,000	\$160,000	\$160,000	\$160,000	\$260,000
Total Requirements	\$784,319	\$784,319	\$781,247	\$779,803	\$885,015
Fund Balance Calculation					
Beginning Fund Balance	\$1,260,753	\$1,324,151	\$1,332,034	\$1,332,123	\$1,402,005
Ending Fund Balance	\$1,190,934	\$1,322,052	\$1,345,311	\$1,402,005	\$1,320,790



GENERAL FUND

City Services

The General Fund "City Services" holds a significant portion of the City's financial resources and is primarily funded by 61% of the transient lodging tax, as well as franchise fees, interest, property taxes, licenses, permits, and other sources. These funds are used for essential city operations, including city administration, financial services, code enforcement, planning, and maintaining municipal assets such as the Commons, Little Log Church Museum, the Library, streets, storm drains, parks, and trails. This detailed breakdown of the General Fund's revenue sources and primary expenditures offers a comprehensive understanding of the city's financial situation.

In this fiscal year, the City of Yachats will continue to partner with the City of Waldport through

a contract with the Lincoln County Sheriff's Department to provide law enforcement coverage for the City of Yachats.

As a dedicated service provider to the City of Yachats, the City Services fund delivers a wide spectrum of essential functions for our residents. This fund supports the personnel and operational costs associated with critical departments such as planning, ensuring responsible development and land use, and financial services, communications, administration, and customer service. Moreover, recognizing the vital contributions of local non-profit organizations and community events, the City Services fund includes a dedicated allocation to provide financial assistance, fostering a vibrant and supportive community environment.

City Services Capital Reserve 150-1010

2022-2023 3rd Preceding Year	(Soft Close 2) 2023-2024 2nd Preceding Year	2024-2025 1st Preceding Year	2025-2026 Adopted Budget by City Council	2025-2026 Actual to Jan 2026	2025-2026 Estimated Actual	Account Number	Description	2026-2027 Proposed Budget by Budget Officer	2026-2027 Approved Budget by Budget Committee	2026-2027 Adopted Budget by City Council
\$147,934.67	\$186,780.36	\$231,317.87	\$159,989.99	\$205,983.21	\$205,983.21	150-1010-300101	BEGINNING BALANCE	\$133,604.63	\$133,604.63	\$133,604.63
\$40,111.69	\$65,802.43	\$75,101.41	\$45,458.54	\$28,227.70	\$48,390.34	150-1010-301500	Interest Earned	\$49,842.05	\$49,842.05	\$49,842.05
\$0.00	\$0.00	\$100,000.00	\$0.00	\$0.00	\$0.00	150-1010-304481	Grants	\$0.00	\$0.00	\$0.00
\$0.00	\$0.00	\$0.00	\$50,000.00	\$25,000.00	\$50,000.00	150-1010-314861	Transfer From City Services Ops			
\$188,046.36	\$252,582.79	\$406,419.28	\$255,448.53	\$259,210.91	\$304,373.55		RESOURCES	\$183,446.68	\$183,446.68	\$183,446.68
\$0.00	\$0.00	\$0.00	\$0.00	\$0.00			Administrative Personnel	\$0.00	\$0.00	\$0.00
\$0.00	\$0.00	\$0.00	\$0.00	\$1,817.03	\$3,114.91		Public Works Personnel	\$0.00	\$3,000.00	\$3,000.00
\$0.00	\$0.00	\$0.00	\$0.00	\$194.42	\$333.30	150-1010-105140	Fringe Benefits	\$0.00	\$300.00	\$360.00
\$0.00	\$0.00	\$0.00	\$0.00	\$363.41	\$622.98	150-1010-105141	Insurance Benefits	\$0.00	\$600.00	\$660.00
\$0.00	\$0.00	\$0.00	\$0.00	\$407.01	\$697.74	150-1010-105142	Regular PERS System	\$0.00	\$600.00	\$690.00
\$0.00	\$0.00	\$0.00	\$0.00	\$2,781.87	\$4,768.93		PERSONNEL	\$0.00	\$4,500.00	\$4,710.00
\$0.00	\$0.00	\$109,108.00	\$155,000.00	\$140,489.50	\$155,000.00	150-1010-407941	Capital Outlay - Equipment	\$31,000.00	\$31,000.00	\$31,000.00
\$1,266.00	\$21,264.92	\$91,328.07	\$11,000.00	\$10,308.11	\$11,000.00	150-1010-407942	Capital Outlay - Buildings	\$62,500.00	\$62,500.00	\$62,500.00
\$1,266.00	\$21,264.92	\$200,436.07	\$166,000.00	\$150,797.61	\$166,000.00		CAPITAL OUTLAYS	\$93,500.00	\$93,500.00	\$93,500.00
\$1,266.00	\$21,264.92	\$200,436.07	\$166,000.00	\$153,579.48	\$170,768.93		TOTAL REQUIREMENTS	\$93,500.00	\$98,000.00	\$98,210.00
\$186,780.36	\$231,317.87	\$205,983.21	\$89,448.53	\$105,631.43	\$133,604.63		ENDING BALANCE	\$89,946.68	\$85,446.68	\$85,236.68



City Services Operations 100-1010

(Soft Close 2)			2025-2026 Adopted Budget by City Council	2025-2026 Actual to Jan 2026	2025-2026 Estimated Actual	Account Number	Description	2026-2027 Proposed Budget by Budget Officer	2026-2027 Approved Budget by Budget Committee	2026-2027 Adopted Budget by City Council
2022-2023 3rd Preceding Year	2023-2024 2nd Preceding Year	2024-2025 1st Preceding Year								
\$752,876.36	\$1,073,044.89	\$709,562.80	\$773,671.53	\$773,671.53	\$773,671.53	100-1010-300101	BEGINNING BALANCE	\$786,272.98	\$786,272.98	\$786,272.98
\$88,411.88	\$215,180.15	\$129,728.56	\$103,612.06	\$52,593.52	\$90,160.32	100-1010-301500	Interest Earned	\$92,865.13	\$92,865.13	\$92,865.13
\$44,724.71	\$45,690.78	\$47,129.23	\$53,621.30	\$44,762.76	\$53,621.00	100-1010-304110	Property Tax - Current	\$56,372.84	\$56,372.84	\$56,372.84
\$898.42	\$756.52	\$719.73	\$887.83	\$521.40	\$893.83	100-1010-304120	Property Tax - Past Due	\$1,000.00	\$1,000.00	\$1,000.00
\$7,052.00	\$11,129.00	\$8,496.00	\$8,683.00	\$6,190.00	\$7,500.00	100-1010-304210	License Business	\$8,000.00	\$8,000.00	\$8,000.00
\$24,250.01	\$31,006.00	\$27,914.01	\$30,000.00	\$25,163.21	\$29,000.00	100-1010-304211	License Vacation Rental	\$30,000.00	\$30,000.00	\$30,000.00
\$24,141.84	\$17,072.23	\$20,841.15	\$24,174.75	\$9,670.44	\$16,577.90	100-1010-304221	Franchise Cable	\$17,075.23	\$17,075.23	\$17,075.23
\$3,562.76	\$9,435.67	\$3,235.01	\$3,315.89	\$2,733.39	\$2,733.39	100-1010-304222	Franchise Telephone	\$2,800.00	\$2,800.00	\$2,800.00
\$16,075.87	\$17,294.20	\$18,911.14	\$19,833.96	\$14,219.65	\$24,376.54	100-1010-304223	Franchise Disposal Services	\$25,107.84	\$25,107.84	\$25,107.84
\$56,599.99	\$53,870.55	\$68,751.12	\$74,286.00	\$42,686.89	\$73,177.53	100-1010-304224	Franchise Electricity	\$75,372.85	\$75,372.85	\$75,372.85
\$2,975.00	\$31,086.57	\$6,676.87	\$7,761.00	\$5,225.01	\$8,957.16	100-1010-304230	Permits/Filing Fee	\$9,225.87	\$9,225.87	\$9,225.87
\$0.00	\$1,475.00	\$25.00	\$30.85	\$85.00	\$145.71	100-1010-304235	Fines or Liens	\$150.09	\$150.09	\$150.09
\$843,007.64	\$816,117.13	\$871,432.52	\$823,500.00	\$587,780.68	\$936,780.00	100-1010-304240	Tax - Transient Lodging	\$915,000.00	\$915,000.00	\$915,000.00
\$0.00	\$6,500.00	\$0.00	\$0.00	\$0.00	\$0.00	100-1010-304480	Gifts/Donations	\$0.00	\$0.00	\$0.00
\$117,069.05	\$35,007.10	\$163,260.00	\$75,000.00	\$53,082.23	\$75,000.00	100-1010-304481	Grants	\$0.00	\$0.00	\$0.00
\$0.00	\$0.00	\$6,713.00	\$0.00	\$389.00	\$389.00	100-1010-304462	Merchandise Sales	\$400.00	\$400.00	\$400.00
\$87.16	\$90.00	\$2,753.58	\$0.00	\$59.00	\$59.00	100-1010-304484	Miscellaneous Revenue	\$0.00	\$0.00	\$0.00
\$5,664.01	\$12,603.03	\$3,830.74	\$3,479.20	\$3,333.54	\$5,714.64	100-1010-304491	Other Local Resources	\$5,886.08	\$5,886.08	\$5,886.08
\$752.78	\$689.23	\$567.62	\$565.53	\$284.30	\$403.71	100-1010-304610	Tax - State Tobacco	\$415.82	\$415.82	\$415.82
\$20,802.75	\$19,130.69	\$17,778.13	\$17,611.16	\$7,810.08	\$13,388.71	100-1010-304620	Tax - State OLCC	\$13,790.37	\$13,790.37	\$13,790.37
\$24,507.40	\$26,190.97	\$23,214.65	\$24,389.83	\$8,877.96	\$20,512.00	100-1010-304622	Tax - Marijuana	\$21,127.36	\$21,127.36	\$21,127.36
\$22,167.81	\$21,502.11	\$18,497.92	\$20,000.00	\$9,376.72	\$16,074.38	100-1010-304630	State Revenue Share	\$16,556.61	\$16,556.61	\$16,556.61
\$0.00	\$1,555.00	(\$551.00)	\$1,025.00	\$0.00	\$0.00	100-1010-304690	Other State Sources	\$0.00	\$0.00	\$0.00
\$16,000.00	\$36,000.00	\$36,000.00	\$36,000.00	\$18,000.00	\$36,000.00	100-1010-304810	Transfer From URD Fund	\$36,000.00	\$36,000.00	\$36,000.00
\$0.00	\$0.00	\$0.00	\$0.00	\$0.00	\$0.00	100-1010-314872	Transfer From Streets Reserve	\$0.00	\$0.00	\$0.00
\$2,071,627.44	\$2,482,426.82	\$2,185,487.78	\$2,101,448.89	\$1,666,516.31	\$2,185,136.34		RESOURCES	\$2,113,419.07	\$2,113,419.07	\$2,113,419.07
\$164,412.59	\$248,712.06	\$273,988.51	\$274,603.00	\$162,425.78	\$276,410.18		Administrative Personnel	\$287,022.00	\$287,022.00	\$287,022.00
\$20,122.99	\$19,697.23	\$38,111.62	\$22,386.00	\$30,888.05	\$43,017.64		Public Works Personnel	\$23,023.00	\$23,566.00	\$23,566.00
\$14,734.18	\$22,002.74	\$23,065.80	\$31,629.00	\$13,918.34	\$23,860.01	100-1010-105140	Fringe Benefits	\$37,205.40	\$37,205.40	\$37,205.40
\$32,499.91	\$53,028.58	\$59,032.45	\$59,398.00	\$40,142.53	\$60,000.00	100-1010-105141	Insurance Benefits	\$68,209.90	\$68,209.90	\$68,209.90
\$19,695.12	\$24,203.64	\$51,265.92	\$65,338.00	\$43,504.42	\$66,000.00	100-1010-105142	Regular PERS System	\$71,310.35	\$71,310.35	\$71,310.35
\$251,464.79	\$367,644.25	\$445,464.30	\$453,354.00	\$290,879.12	\$469,287.83		PERSONNEL	\$486,770.65	\$463,747.65	\$487,313.65
\$1,312.40	\$129,232.18	\$6,626.96	\$10,000.00	\$1,805.48	\$2,563.78	100-1010-205209	Emergency Prep & Public Safety	\$5,000.00	\$5,000.00	\$5,000.00
\$3,438.73	\$5,032.89	\$7,451.89	\$8,126.20	\$5,254.42	\$9,007.58	100-1010-205210	Dues & Memberships	\$10,000.00	\$10,000.00	\$10,000.00
\$0.00	\$0.00	\$0.00	\$0.00	\$0.00	\$0.00	100-1010-205213	Meeting/Education Travel & Expense	\$0.00	\$0.00	\$0.00
\$11,132.13	\$20,962.56	\$24,684.41	\$25,919.00	\$40,384.98	\$40,384.98	100-1010-205222	Insurance	\$50,481.23	\$44,423.48	\$44,423.48
\$11,905.59	\$21,693.19	\$25,810.81	\$20,000.00	\$10,081.51	\$17,282.59	100-1010-205240	Office Materials & Supplies	\$18,000.00	\$18,000.00	\$18,000.00
\$8,770.63	\$19,406.47	\$3,419.08	\$10,000.00	\$5,893.28	\$8,368.46	100-1010-205241	Computer Equipment & Maintenance	\$5,000.00	\$5,000.00	\$5,000.00
\$0.00	\$0.00	\$534.64				100-1010-205242	Merchandise Wholesale			
\$5,536.17	\$7,587.23	\$7,562.52	\$7,555.54	\$3,929.52	\$6,736.32	100-1010-205251	Telephones/Cell Phones/DSL	\$6,938.41	\$6,938.41	\$6,938.41
\$3,910.18	\$4,548.18	\$4,364.08	\$5,743.62	\$2,047.28	\$3,509.62	100-1010-205252	Utilities	\$3,614.91	\$3,614.91	\$3,614.91
\$4,806.54	\$5,770.01	\$4,080.69	\$3,000.00	\$1,960.03	\$3,360.05	100-1010-205253	Postage	\$3,460.85	\$3,460.85	\$3,460.85
\$2,212.82	\$9,535.23	\$12,913.02	\$20,000.00	\$12,436.66	\$17,660.06	100-1010-205255	Education and Training/Travel	\$15,000.00	\$15,000.00	\$15,000.00
\$107,506.96	\$87,262.21	\$42,618.44	\$50,000.00	\$25,514.24	\$43,738.70	100-1010-205260	Contract/Professional Services	\$50,000.00	\$50,000.00	\$50,000.00
\$4,250.00	\$1,300.00	\$12,516.68	\$7,000.00	\$0.00	\$13,000.00	100-1010-205261	Auditor	\$13,000.00	\$13,000.00	\$13,000.00
\$21,054.74	\$8,023.10	\$7,098.38	\$10,000.00	\$4,663.69	\$51,994.90	100-1010-205262	Legal Expense	\$54,000.00	\$85,000.00	\$85,000.00
\$13,328.59	\$9,690.50	(\$3,177.62)	\$4,170.99	\$2,303.97	\$3,949.66	100-1010-205263	Bank Charges/Credit Card Fees	\$4,068.15	\$4,068.15	\$4,068.15
\$733.92	\$1,642.76	\$479.96	\$0.00	\$667.80	\$1,144.80	100-1010-205270	Travel (Included in 205255)	\$1,500.00	\$1,500.00	\$1,500.00
\$86,831.10	\$82,518.66	\$38,061.24	\$27,712.54	\$14,325.26	\$24,557.59	100-1010-205282	Software	\$35,000.00	\$35,000.00	\$35,000.00
\$3,981.98	\$1,896.07	\$1,568.73	\$1,457.60	\$970.69	\$1,664.04	100-1010-205311	Equipment Lease and Rental	\$2,000.00	\$2,000.00	\$2,000.00
\$4,398.18	\$4,861.41	\$8,282.85	\$8,582.76	\$4,911.46	\$8,419.65	100-1010-205325	Yard Debris Dumpster	\$8,672.24	\$8,672.24	\$8,672.24
\$13,843.84	\$22,449.15	\$22,925.87	\$15,000.00	\$4,619.70	\$7,919.49	100-1010-205330	Building and Land Maintenance	\$10,000.00	\$10,000.00	\$10,000.00
\$7,329.52	\$7,418.77	\$7,477.03	\$8,135.89	\$4,872.04	\$8,352.07	100-1010-205335	Custodial Support/Supplies	\$10,000.00	\$10,000.00	\$10,000.00
\$840.00	\$3,850.47	\$9,342.39	\$10,014.72	\$5,255.30	\$9,009.09	100-1010-205421	Parks/Grounds Maintenance	\$10,000.00	\$10,000.00	\$10,000.00
\$2,861.00	\$3,935.37	\$618.78	\$1,000.00	\$571.42	\$979.58	100-1010-205422	Advertising/Legal Notice	\$1,000.00	\$1,000.00	\$1,000.00
\$0.00	\$0.00	\$85,613.03	\$101,475.00	\$48,268.50	\$72,000.00	100-1010-205438	Lincoln County Program Support	\$102,000.00	\$102,000.00	\$102,000.00
\$85,553.06	\$25,745.71	\$53,591.72	\$60,000.00	\$49,028.28	\$59,000.00	100-1010-205439	Community Support/Beautification	\$60,000.00	\$60,000.00	\$60,000.00
\$4,009.18	\$1,698.53	\$3,997.11	\$2,604.83	\$1,018.55	\$1,746.09	100-1010-205440	Equipment & Furniture	\$1,798.47	\$1,798.47	\$1,798.47
\$0.00	\$230.06	\$1,314.06	\$2,037.62	\$1,399.10	\$2,398.46	100-1010-205470	Equipment Repair & Maintenance	\$2,470.41	\$2,470.41	\$2,470.41
\$1,050.00	\$1,104.00	\$897.00	\$1,320.20	\$483.00	\$828.00	100-1010-205474	Mowing	\$852.84	\$1,300.00	\$1,300.00
\$470.50	\$1,466.00	\$1,390.95	\$990.10	\$0.00	\$0.00	100-1010-205490	Materials & Services	\$0.00	\$0.00	\$0.00
\$0.00	\$0.00	\$0.00	\$50,000.00	\$0.00	\$0.00	100-1010-208000	Operating Contingency	\$50,000.00	\$30,000.00	\$30,000.00
\$411,067.76	\$488,860.71	\$392,064.70	\$471,846.61	\$252,666.16	\$419,575.53		MATERIALS AND SERVICES	\$533,857.51	\$539,246.92	\$539,246.92
\$0.00	\$0.00	\$0.00	\$0.00	\$0.00	\$0.00	100-1010-217121	Transfer To Streets Ops			
\$25,000.00	\$290,000.00	\$25,000.00	\$0.00	\$0.00	\$0.00	100-1010-217122	Transfer To Library Ops	\$70,000.00	\$70,000.00	\$75,000.00
\$0.00	\$0.00	\$0.00	\$200,000.00	\$100,000.00	\$200,000.00	100-1010-217126	Transfer To Library Reserve	\$40,000.00	\$40,000.00	\$40,000.00
\$5,250.00	\$5,000.00	\$2,500.00	\$0.00	\$0.00	\$0.00	100-1010-217123	Transfer To LLCM Ops			
\$75,000.00	\$242,000.00	\$175,000.00	\$100,000.00	\$50,000.00	\$100,000.00	100-1010-217124	Transfer To Commons Ops	\$100,000.00	\$100,000.00	\$100,000.00
\$0.00	\$0.00	\$172,000.00	\$0.00	\$100,000.00	\$0.00	100-1010-217126	Transfer To Commons Reserve	\$150,000.00	\$150,000.00	\$150,000.00
\$0.00	\$0.00	\$0.00	\$50,000.00	\$25,000.00	\$50,000.00	100-1010-217127	Transfer To Capital Reserve			
\$0.00	\$0.00	\$0.00	\$0.00	\$0.00	\$0.00	100-1010-217128	Transfer To City Services Reserve			
\$38,400.00	\$0.00	\$0.00	\$0.00	\$0.00	\$0.00	100-1010-217130	Transfer To Parks & Trails Ops	\$0.00	\$0.00	\$0.00
\$4,000.00	\$0.00	\$115,000.00	\$100,000.00	\$50,000.00	\$100,000.00	100-1010-217131	Transfer To Wastewater Ops			
\$0.00	\$10,000.00	\$30,000.00	\$30,000.00	\$15,000.00	\$30,000.00	100-1010-217133	Transfer To Streets Reserve	\$215,000.00	\$215,000.00	\$215,000.00
\$0.00	\$0.00	\$0.00	\$30,000.00	\$15,000.00	\$30,000.00	100-1010-217134	Transfer To Storm Drains Ops	\$30,000.00	\$30,000.00	\$30,000.00
\$38,4										

GENERAL FUND

The Commons

At the core of the Yachats community is the Yachats Commons, which serves as its Community Center. Built in the 1930s, this building originally operated as a school until 1983. The City acquired it in 1990, transforming it into the center of the greater Yachats area. The Yachats Commons hosts a variety of events, including dances, meetings, weddings, exercise classes, plays, concerts, conferences, seminars, festivals, and a youth center, all of which foster a vibrant and inclusive community space.

For the 2026-27 fiscal year, the budget continues to set aside funds for the ongoing management, maintenance, and care of the Commons. This encompasses financing for scheduled repairs, enhancing building performance, and maintaining safe practices. This year, the building will undergo significant maintenance upgrades, a full restructuring of the electrical panel, and

connection to a large generator capable of fully powering the building in the event of a power outage. This year, the building will also have its fascia repaired, its roof work completed, and its exterior painted.

The Community Spaces Coordinator continues to monitor the rental and usage of the space to ensure all user groups adhere to the Commons Policies and assists renters in navigating the building and using supplies. She is working toward maximizing the space's capacity for both private and public events.

Funding for The Commons

The City's Transient Lodging Tax revenue supports funding via the designated Visitor Amenities Fund under ORS 320.300. Funding is also provided by the General Fund - City Services.

Commons Capital Reserve 150-1020

2022-2023 3rd Preceding Year	(Soft Close 2) 2023-2024 2nd Preceding Year	2024-2025 1st Preceding Year	2025-2026 Adopted Budget by City Council	2025-2026 Actual to Jan 2026	2025-2026 Estimated Actual	Account Number	Description	2026-2027 Proposed Budget by Budget Officer	2026-2027 Approved Budget by Budget Committee	2026-2027 Adopted Budget by City Council
\$153,467.87	\$161,555.40	\$250,055.90	\$320,176.55	\$361,635.38	\$361,635.38	150-1020-300101	BEGINNING BALANCE	\$351,635.38	\$351,635.38	\$351,635.38
\$0.00	\$172,000.00	\$172,000.00	\$0.00	\$0.00	\$0.00	150-1020-304861	Transfer From City Services Ops	\$100,000.00	\$150,000.00	\$150,000.00
\$0.00	\$73,000.00	\$73,000.00	\$150,000.00	\$75,000.00	\$150,000.00	150-1020-304863	Transfer From Visitor Amenities	\$75,000.00	\$250,000.00	\$250,000.00
\$0.00	\$0.00	\$0.00	\$0.00	\$0.00	\$0.00	150-1020-304481	Grants	\$50,000.00	\$50,000.00	\$50,000.00
\$10,000.00	\$10,000.00	\$10,000.00	\$0.00	\$0.00	\$0.00	150-1020-314869	Transfer From Commons Ops	\$0.00	\$0.00	\$0.00
\$163,467.87	\$416,555.40	\$505,055.90	\$470,176.55	\$436,635.38	\$511,635.38		RESOURCES	\$576,635.38	\$801,635.38	\$801,635.38
\$1,912.47	\$89,459.35	\$88,089.64	\$120,000.00	\$54,566.39	\$80,000.00	150-1020-407922	Capital Outlay - Improvement	\$10,000.00	\$10,000.00	\$10,000.00
\$0.00	\$77,040.15	\$114,975.00	\$205,000.00	\$46,172.84	\$80,000.00	150-1020-407942	Capital Outlay - Buildings	\$630,000.00	\$775,000.00	\$775,000.00
\$1,912.47	\$166,499.50	\$88,103.64	\$325,000.00	\$100,739.23	\$160,000.00		CAPITAL OUTLAYS	\$640,000.00	\$785,000.00	\$785,000.00
\$1,912.47	\$166,499.50	\$88,103.64	\$325,000.00	\$100,739.23	\$160,000.00		TOTAL REQUIREMENTS	\$640,000.00	\$785,000.00	\$785,000.00
\$161,555.40	\$250,055.90	\$416,952.26	\$145,176.55	\$335,896.15	\$351,635.38		ENDING BALANCE	(\$63,364.62)	\$16,635.38	\$16,635.38



Commons Operations 100-1020

2022-2023 3rd Preceding Year	(Soft Close 2) 2023-2024 2nd Preceding Year	2024-2025 1st Preceding Year	2025-2026 Adopted Budget by City Council	2025-2026 Actual to Jan 2026	2025-2026 Estimated Actual	Account Number	Description	2026-2027 Proposed Budget by Budget Officer	2026-2027 Approved Budget by Budget Committee	2026-2027 Adopted Budget by City Council
\$144,615.32	\$128,550.93	\$54,788.32	\$118,734.19	\$118,734.19	\$118,734.19	100-1020-300101	BEGINNING BALANCE	\$108,872.81	\$108,872.81	\$108,872.81
\$14,934.50	\$24,126.50	\$26,163.62	\$45,000.00	\$15,890.98	\$27,241.68	100-1020-304335	Rents or Fees	\$28,058.93	\$28,058.93	\$28,058.93
\$6,888.75	\$12,067.95	\$11,371.75	\$8,000.00	\$8,885.40	\$15,232.11	100-1020-304480	Gifts/Donations	\$15,689.08	\$15,689.08	\$15,689.08
\$0.00	\$0.00	\$10,000.00	\$0.00	\$0.00	\$0.00	100-1020-304481	Grants	\$0.00	\$0.00	\$0.00
\$75,000.00	\$70,000.00	\$175,000.00	\$100,000.00	\$50,000.00	\$100,000.00	100-1020-314861	Transfer From City Services Ops	\$100,000.00	\$100,000.00	\$100,000.00
\$25,000.00	\$30,000.00	\$75,000.00	\$75,000.00	\$37,500.00	\$75,000.00	100-1020-314863	Transfer From Visitor Amenities	\$75,000.00	\$75,000.00	\$75,000.00
\$121,823.25	\$136,194.45	\$352,323.69	\$346,734.19	\$231,010.57	\$336,207.98		RESOURCES	\$327,620.82	\$327,620.82	\$327,620.82
\$0.00	\$37,954.37	\$46,998.32	\$77,830.00	\$45,923.55	\$78,726.09		Administrative Personnel	\$83,250.00	\$83,250.00	\$83,250.00
\$1,968.70	\$5,083.27	\$9,875.48	\$6,877.00	\$3,960.99	\$6,790.27		Public Works Personnel	\$7,262.00	\$7,262.00	\$7,262.00
\$156.40	\$1,353.31	\$4,218.66	\$9,021.00	\$3,569.98	\$6,119.97	100-1020-105140	Fringe Benefits	\$10,861.44	\$10,861.44	\$10,861.44
\$691.05	\$7,445.56	\$14,229.04	\$16,941.00	\$14,792.45	\$20,000.00	100-1020-105141	Insurance Benefits	\$19,912.64	\$19,912.64	\$19,912.64
\$259.63	\$3,113.26	\$4,832.12	\$18,636.00	\$10,370.16	\$17,777.42	100-1020-105142	Regular PERS System	\$20,817.76	\$20,817.76	\$20,817.76
\$3,075.78	\$54,949.77	\$80,153.62	\$129,305.00	\$78,617.13	\$129,413.74		PERSONNEL	\$142,103.84	\$142,103.84	\$142,103.84
\$4,676.00	\$6,280.23	\$6,376.55	\$6,695.00	\$7,414.84	\$7,414.84	100-1020-205222	Insurance	\$9,268.55	\$8,156.32	\$8,156.32
\$464.07	\$501.15	\$971.61	\$261.62	\$666.46	\$1,142.50	100-1020-205240	Office Materials & Supplies	\$1,176.78	\$1,176.78	\$1,176.78
\$1,450.84	\$1,770.45	\$1,829.79	\$2,100.00	\$1,887.76	\$3,236.16	100-1020-205251	Telephones/Cell Phones/DSL	\$3,333.24	\$3,333.24	\$3,333.24
\$7,349.36	\$6,656.62	\$9,692.39	\$9,593.02	\$4,725.66	\$8,101.13	100-1020-205252	Utilities	\$8,344.17	\$8,344.17	\$8,344.17
\$18,025.24	\$19,777.37	\$15,299.50	\$12,000.00	\$288.00	\$408.96	100-1020-205260	Contract/Professional Services	\$421.23	\$2,000.00	\$2,000.00
\$0.00	\$0.00	\$0.00	\$0.00	\$2,110.49	\$3,617.98	100-1020-205282	Software	\$3,726.52	\$3,726.52	\$3,726.52
\$1,489.39	\$3,808.25	\$1,596.27	\$3,000.00	\$31.92	\$54.72	100-1020-205317	Tools and Small Equipment	\$56.36	\$56.36	\$56.36
\$38,430.36	\$40,628.66	\$46,056.75	\$45,000.00	\$7,040.54	\$16,000.00	100-1020-205330	Building and Land Maintenance	\$30,000.00	\$30,000.00	\$30,000.00
\$13,045.98	\$17,837.02	\$18,170.29	\$19,426.65	\$10,898.78	\$18,683.62	100-1020-205335	Custodial Support/Supplies	\$19,617.80	\$19,617.80	\$19,617.80
\$3,405.00	\$3,355.78	\$6,246.29	\$8,000.00	\$3,710.94	\$6,361.61	100-1020-205421	Parks/Grounds Maintenance	\$6,552.46	\$6,552.46	\$6,552.46
\$31,245.03	\$40,884.91	\$32,083.99	\$32,662.47	\$25,462.62	\$31,000.00	100-1020-205439	Community Support/Beautification	\$33,000.00	\$33,000.00	\$33,000.00
\$1,067.00	\$1,191.00	\$2,555.00	\$3,500.00	\$1,051.00	\$1,801.71	100-1020-205474	Mowing	\$1,855.77	\$1,855.77	\$1,855.77
\$0.00	\$458.00	\$0.00	\$2,000.00	\$0.00	\$0.00	100-1020-205475	Tree Removal/Trimming	\$2,000.00	\$2,000.00	\$2,000.00
\$4,163.59	\$1,857.85	\$368.15	\$1,000.00	\$57.28	\$98.19	100-1020-205490	Materials & Services	\$1,000.00	\$1,000.00	\$1,000.00
\$0.00	\$0.00	\$0.00	\$15,000.00	\$0.00	\$0.00	100-1020-208000	Operating Contingency	\$15,000.00	\$15,000.00	\$15,000.00
\$124,811.86	\$145,007.29	\$141,246.58	\$160,238.76	\$65,346.29	\$97,921.44		MATERIALS AND SERVICES	\$135,352.88	\$135,819.43	\$135,819.42
\$10,000.00	\$10,000.00	\$10,000.00	\$0.00	\$0.00	\$0.00	100-1020-217126	Transfer To Commons Reserve	\$0.00	\$0.00	\$0.00
\$10,000.00	\$10,000.00	\$10,000.00	\$0.00	\$0.00	\$0.00		TRANSFERS OUT	\$0.00	\$0.00	\$0.00
\$137,887.64	\$209,957.06	\$221,400.20	\$289,543.76	\$143,963.42	\$227,335.18		TOTAL REQUIREMENTS	\$277,456.72	\$277,923.27	\$277,923.26
\$128,550.93	\$54,788.32	\$130,923.49	\$57,190.43	\$87,047.15	\$108,872.81		ENDING BALANCE	\$50,164.09	\$49,697.55	\$49,697.56



GENERAL FUND

Little Log Church Museum (LLCM)

The Little Log Church Museum was built in the late 1920s by community volunteers using local timber hauled down the Yachats River. It was completed and dedicated in 1930. The church and property were sold to the Oregon Historical Society in 1969 when the congregation outgrew the site. It became a museum in 1970 and was deeded to the City of Yachats in 1986 for the community's use. The Little Log Church Museum houses photographs of the area, settler exhibits, and works by current and former residents. The Church has hosted a number of small performance bookings, and the garden supports indoor and outdoor community events. When up and running, the LLCM received 2,000 – 2,500 visitors annually.

renovation. With the renovations complete, we are working on getting the space up and running at full capacity. The CSC is seeking grant funding to support the building's operations and will manage the space similarly to the Library, with volunteers maintaining it for visitors, and will handle the building's rental system, much like the Commons.

Funding for LLCM

Funding is provided from Visitor Amenities and the General Fund.

After much anticipation, the Little Log Church Museum has recently undergone a comprehensive

Little Log Church Museum Capital Reserve 150-1025

2022-2023 3rd Preceding Year	(Soft Close 2) 2023-2024 2nd Preceding Year	2024-2025 1st Preceding Year	2025-2026 Adopted Budget by City Council	2025-2026 Actual to Jan 2026	2025-2026 Estimated Actual	Account Number	Description	2026-2027 Proposed Budget by Budget Officer	2026-2027 Approved Budget by Budget Committee	2026-2027 Adopted Budget by City Council
\$208,077.50	\$194,808.50	\$166,184.65	\$13,828.91	\$13,828.91	\$13,828.91	150-1025-300101	BEGINNING BALANCE	\$49,828.91	\$49,828.91	\$49,828.91
\$0.00	\$0.00	\$0.00	\$130,000.00	\$130,000.00	\$130,000.00	150-1025-304480	Gifts/Donations	\$0.00	\$0.00	\$0.00
\$0.00	\$0.00	\$0.00	\$0.00	\$0.00	\$0.00	150-1025-314861	Transfer From City Services Ops	\$0.00	\$0.00	\$0.00
\$0.00	\$0.00	\$0.00	\$160,000.00	\$80,000.00	\$160,000.00	150-1025-314863	Transfer From Visitor Amenities	\$0.00	\$15,000.00	\$15,000.00
\$0.00	\$0.00	\$0.00	\$0.00	\$0.00	\$0.00	150-1025-314864	Transfer From LLCM Ops	\$0.00	\$0.00	\$0.00
\$0.00	\$0.00	\$0.00	\$0.00	\$0.00	\$0.00	150-1025-314869	Transfer From Parks & Trails Ops	\$0.00	\$0.00	\$0.00
\$208,077.50	\$194,808.50	\$166,184.65	\$303,828.91	\$223,828.91	\$303,828.91		RESOURCES	\$49,828.91	\$64,828.91	\$64,828.91
\$0.00	\$0.00	\$1,095.74	\$2,628.00	\$0.00	\$0.00		Public Works Personnel	\$2,741.00	\$2,741.00	\$2,741.00
\$0.00	\$0.00	\$79.08	\$280.00	\$0.00	\$0.00	150-1025-105140	Fringe Benefits	\$328.92	\$328.92	\$328.92
\$0.00	\$0.00	\$231.56	\$526.00	\$0.00	\$0.00	150-1025-105141	Insurance Benefits	\$603.02	\$603.02	\$603.02
\$0.00	\$0.00	\$236.35	\$579.00	\$0.00	\$0.00	150-1025-105142	Regular PERS System	\$630.43	\$630.43	\$630.43
\$0.00	\$0.00	\$1,642.73	\$4,013.00	\$0.00	\$0.00		PERSONNEL	\$4,303.37	\$7,044.37	\$4,303.37
\$13,269.00	\$28,623.85	\$233,635.31	\$285,000.00	\$87,212.77	\$254,000.00	150-1025-407942	Capital Outlay - Buildings	\$0.00	\$0.00	\$0.00
\$13,269.00	\$28,623.85	\$233,635.31	\$285,000.00	\$87,212.77	\$254,000.00		CAPITAL OUTLAYS	\$0.00	\$0.00	\$0.00
\$13,269.00	\$28,623.85	\$235,278.04	\$289,013.00	\$87,212.77	\$254,000.00		TOTAL REQUIREMENTS	\$4,303.37	\$7,044.37	\$4,303.37
\$194,808.50	\$166,184.65	(\$69,093.39)	\$14,815.91	\$136,616.14	\$49,828.91		ENDING BALANCE	\$45,525.54	\$57,784.54	\$60,525.54



Little Log Church Museum Operations 100-1025

2022-2023 3rd Preceding Year	(Soft Close 2) 2023-2024 2nd Preceding Year	2024-2025 1st Preceding Year	2025-2026 Adopted Budget by City Council	2025-2026 Actual to Jan 2026	2025-2026 Estimated Actual	Account Number	Description	2026-2027 Proposed Budget by Budget Officer	2026-2027 Approved Budget by Budget Committee	2026-2027 Adopted Budget by City Council
\$6,147.71	\$13,125.62	\$18,468.55	\$17,051.91	\$17,051.91	\$17,051.91	100-1025-300101	BEGINNING BALANCE	\$36,936.14	\$36,936.14	\$36,936.14
\$0.00	\$0.00	\$0.00	\$5,000.00	\$0.00	\$0.00	100-1025-304335	Rents or Fees	\$5,000.00	\$5,000.00	\$5,000.00
\$0.00	\$0.00	\$45.00	\$1,000.00	\$0.00	\$0.00	100-1025-304460	Inventory Sale	\$1,000.00	\$1,000.00	\$1,000.00
\$0.00	\$0.00	\$0.00	\$0.00	\$0.00	\$0.00	100-1025-304480	Gifts/Donations	\$0.00	\$0.00	\$0.00
\$0.00	\$0.00	\$0.00	\$0.00	\$0.00	\$0.00	100-1025-304481	Grants	\$0.00	\$0.00	\$0.00
\$5,250.00	\$5,000.00	\$2,500.00	\$0.00	\$0.00	\$0.00	100-1025-314861	Transfer From City Services Ops	\$0.00	\$0.00	\$0.00
\$15,750.00	\$15,000.00	\$7,500.00	\$50,000.00	\$25,000.00	\$50,000.00	100-1025-314863	Transfer From Visitor Amenities	\$50,000.00	\$50,000.00	\$50,000.00
\$21,000.00	\$20,000.00	\$28,513.55	\$73,051.91	\$42,051.91	\$67,051.91		RESOURCES	\$92,936.14	\$92,936.14	\$92,936.14
\$0.00	\$0.00	\$0.00	\$10,440.00	\$6,228.69	\$10,677.75		Administrative Personnel	\$11,581.00	\$11,581.00	\$11,581.00
\$50.94	\$364.44	\$176.83	\$5,185.00	\$539.70	\$925.20		Public Works Personnel	\$7,088.00	\$7,088.00	\$7,088.00
\$5.20	\$27.05	\$13.02	\$1,664.00	\$482.75	\$827.57	100-1025-105140	Fringe Benefits	\$2,240.28	\$2,240.28	\$2,240.28
\$21.09	\$45.80	\$56.53	\$3,125.00	\$146.32	\$250.83	100-1025-105141	Insurance Benefits	\$4,107.18	\$4,107.18	\$4,107.18
\$7.90	\$38.26	\$19.68	\$3,438.00	\$1,373.28	\$2,354.19	100-1025-105142	Regular PERS System	\$4,293.87	\$4,293.87	\$4,293.87
\$85.13	\$475.55	\$266.06	\$23,852.00	\$8,770.74	\$15,035.55		PERSONNEL	\$29,310.33	\$29,310.33	\$29,310.33
\$194.00	\$200.00	\$102.00	\$104.55	\$102.00	\$102.00	100-1025-205220	Marketing/Road Sign	\$105.00	\$105.00	\$105.00
\$2,487.00	\$3,460.33	\$3,711.72	\$3,897.00	\$4,378.69	\$4,378.69	100-1025-205222	Insurance	\$5,473.36	\$5,473.36	\$5,473.36
\$56.40	\$25.44	\$25.44	\$26.08	\$14.84	\$25.44	100-1025-205251	Telephones/Cell Phones/DSL	\$26.71	\$1,800.00	\$1,800.00
\$1,742.48	\$877.29	\$1,013.13	\$1,500.00	\$442.61	\$758.76	100-1025-205252	Utilities	\$1,500.00	\$2,000.00	\$2,000.00
\$7,345.28	\$5,942.48	\$0.00	\$3,000.00	\$546.90	\$937.54	100-1025-205330	Building and Land Maintenance	\$3,000.00	\$5,000.00	\$5,000.00
\$0.00	\$0.00	\$0.00	\$2,500.00	\$0.00	\$0.00	100-1025-205335	Custodial Support/Supplies	\$2,500.00	\$2,500.00	\$2,500.00
\$600.00	\$2,820.00	\$3,186.58	\$2,746.87	\$3,542.04	\$6,072.07	100-1025-205421	Parks/Grounds Maintenance	\$10,000.00	\$10,000.00	\$10,000.00
\$436.00	\$512.00	\$343.00	\$870.59	\$170.00	\$291.43	100-1025-205474	Mowing	\$500.00	\$500.00	\$500.00
\$0.00	\$234.00	\$0.00	\$500.00	\$300.00	\$514.29	100-1025-205475	Tree Removal/Trimming	\$500.00	\$500.00	\$500.00
\$1,075.80	\$109.98	\$0.00	\$10,000.00	\$0.00	\$2,000.00	100-1025-205490	Materials & Services	\$7,000.00	\$7,000.00	\$7,000.00
							Operating Contingency	\$0.00	\$5,000.00	\$5,000.00
\$13,936.96	\$14,181.52	\$8,381.87	\$25,145.09	\$9,497.08	\$15,080.22		MATERIALS AND SERVICES	\$30,605.07	\$39,878.36	\$39,878.36
\$0.00	\$0.00	\$0.00	\$0.00	\$0.00	\$0.00	100-1025-217126	Transfer To LLCM Reserve	\$0.00	\$0.00	\$0.00
\$0.00	\$0.00	\$0.00	\$0.00	\$0.00	\$0.00		TRANSFERS OUT	\$0.00	\$0.00	\$0.00
\$14,022.09	\$14,657.07	\$8,647.93	\$48,997.09	\$18,267.82	\$30,115.77		TOTAL REQUIREMENTS	\$59,915.40	\$69,188.69	\$69,188.69
\$13,125.62	\$18,468.55	\$19,865.62	\$24,054.82	\$23,784.09	\$36,936.14		ENDING BALANCE	\$33,020.74	\$23,747.45	\$23,747.45



GENERAL FUND

Yachats Public Library

The Yachats Public Library is a community resource primarily run by dedicated volunteers and a part-time Library Administrator. The library's mission is to provide residents and visitors with a welcoming and accessible space where they can engage with both entertainment and informative materials, fostering a vibrant intellectual and cultural environment in the Yachats area.

The newly built library is up and running, with an increase in patronage.

Funding for the Library

The Friends of the Yachats Library is an independent, non-profit organization that supports and promotes library service in the Yachats area. This includes raising funds to supplement library operations, finance improvements, maintain facilities, and cover other vital library-related expenses. A majority of the Library operations funding comes from the City General Fund- City Services.

Funding is provided through the General Fund's City Services.

Library Capital Reserve 150-1030

2022-2023 3rd Preceding Year	(Soft Close 2) 2023-2024 2nd Preceding Year	2024-2025 1st Preceding Year	2025-2026 Adopted Budget by City Council	2025-2026 Actual to Jan 2026	2025-2026 Estimated Actual	Account Number	Description	2026-2027 Proposed Budget by Budget Officer	2026-2027 Approved Budget by Budget Committee	2026-2027 Adopted Budget by City Council
\$129,369.60	\$103,085.16	\$330,315.06	\$325,874.39	\$325,874.39	\$325,874.39	150-1030-300101	BEGINNING BALANCE	(\$7,641.00)	(\$7,641.00)	(\$7,641.00)
\$150,000.00	\$150,000.00	\$150,000.00	\$150,000.00	\$50,000.00	\$150,000.00	150-1030-300105	Beginning Balance - Hall Bequest	\$0.00	\$0.00	\$0.00
\$0.00	\$0.00	\$0.00	\$340,000.00	\$340,000.00	\$340,000.00	150-1030-304480	Gifts/Donations	\$0.00	\$0.00	\$0.00
\$0.00	\$0.00	\$0.00	\$0.00	\$0.00	\$0.00	150-1030-304481	Grants	\$0.00	\$0.00	\$0.00
\$0.00	\$265,000.00	\$0.00	\$200,000.00	\$100,000.00	\$200,000.00	150-1030-314861	Transfer From City Services Ops	\$70,000.00	\$70,000.00	\$40,000.00
\$0.00	\$0.00	\$600,000.00	\$0.00	\$0.00	\$0.00	150-1030-314866	Transfer From Urban Renewal Fund	\$0.00	\$0.00	\$0.00
\$0.00	\$0.00	\$0.00	\$0.00	\$0.00	\$0.00	150-1030-314870	Transfer From Library Ops	\$0.00	\$0.00	\$0.00
\$279,369.60	\$518,085.16	\$1,080,315.06	\$1,015,874.39	\$815,874.39	\$1,015,874.39		RESOURCES	\$62,359.00	\$62,359.00	\$32,359.00
\$0.00	\$0.00	\$3,811.36	\$2,628.00	\$960.22	\$1,646.09	150-1030-105110	Water Lead	\$2,741.00	\$2,741.00	\$2,741.00
\$0.00	\$0.00	\$0.00	\$0.00	\$100.52	\$172.32	150 1030 105111	Wastewater Lead	\$0.00	\$0.00	\$0.00
\$0.00	\$0.00	\$0.00	\$0.00	\$61.45	\$105.34	150-1030-05114	Utility Worker 2	\$0.00	\$0.00	\$0.00
\$0.00	\$0.00	\$0.00	\$0.00	\$27.85	\$47.74	150-1030-105119	Code/PW	\$0.00	\$0.00	\$0.00
\$0.00	\$0.00	\$0.00	\$0.00	\$220.58	\$378.14	150 1030 105121	Utility Feild Foreman	\$0.00	\$0.00	\$0.00
\$0.00	\$0.00	\$0.00	\$0.00	\$207.69	\$356.04	150 1030 105122	Utility Worker 1	\$0.00	\$0.00	\$0.00
\$0.00	\$0.00	\$3,811.36	\$2,628.00	\$1,578.31	\$2,705.67		Public Works Personnel	\$2,741.00	\$2,741.00	\$2,741.00
\$0.00	\$0.00	\$275.58	\$280.00	\$168.88	\$289.51	150-1030-105140	Fringe Benefits	\$328.92	\$292.00	\$292.00
\$0.00	\$0.00	\$787.79	\$526.00	\$315.66	\$541.13	150-1030-105141	Insurance Benefits	\$603.02	\$548.00	\$548.00
\$0.00	\$0.00	\$822.14	\$579.00	\$353.54	\$606.07	150-1030-105142	Regular PERS System	\$630.43	\$614.00	\$614.00
\$0.00	\$0.00	\$5,696.87	\$4,013.00	\$2,416.39	\$4,142.39		PERSONNEL	\$4,303.37	\$4,195.00	\$4,195.00
\$26,284.44	\$38,882.20	\$661,356.00	\$1,005,000.00	\$944,491.53	\$1,019,373.00	150-1030-407942	Capital Outlay - Buildings	\$25,000.00	\$25,000.00	\$25,000.00
\$26,284.44	\$38,882.20	\$661,356.00	\$1,005,000.00	\$944,491.53	\$1,019,373.00		CAPITAL OUTLAYS	\$25,000.00	\$25,000.00	\$25,000.00
\$26,284.44	\$38,882.20	\$667,052.87	\$1,009,013.00	\$946,907.92	\$1,023,515.39		TOTAL REQUIREMENTS	\$29,303.37	\$29,195.00	\$29,195.00
\$253,085.16	\$479,202.96	\$413,262.19	\$6,861.39	(\$131,033.53)	(\$7,641.00)		ENDING BALANCE	\$33,055.63	\$33,164.00	\$3,164.00



Library Operations 100-1030

2022-2023 3rd Preceding Year	(Soft Close 2) 2023-2024 2nd Preceding Year	2024-2025 1st Preceding Year	2025-2026 Adopted Budget by City Council	2025-2026 Actual to Jan 2026	2025-2026 Estimated Actual	Account Number	Description	2026-2027 Proposed Budget by Budget Officer	2026-2027 Approved Budget by Budget Committee	2026-2027 Adopted Budget by City Council
\$36,951.55	\$27,649.10	\$6,020.89	(\$5,870.41)	(\$5,870.41)	(\$5,870.41)	100-1030-300101	BEGINNING BALANCE	\$47,548.38	\$47,548.38	\$47,548.38
\$100.00	\$25.54	\$0.00	\$110,000.00	\$110,000.00	\$110,000.00	100-1030-304480	Gifts/Donations	\$5,000.00	\$5,000.00	\$5,000.00
\$5,000.00	\$5,000.00	\$1,500.00	\$14,000.00	\$1,000.00	\$1,000.00	100-1030-304481	Grants	\$1,000.00	\$1,000.00	\$1,000.00
\$1,000.00	\$0.00	\$0.00	\$0.00	\$0.00	\$0.00	100-1030-304690	Other State Sources	\$0.00	\$0.00	\$0.00
\$25,000.00	\$25,000.00	\$25,000.00	\$0.00	\$0.00	\$0.00	100-1030-314861	Transfer From City Services Ops	\$70,000.00	\$70,000.00	\$75,000.00
\$31,100.00	\$30,025.54	\$32,520.89	\$118,129.59	\$105,129.59	\$105,129.59		RESOURCES	\$123,548.38	\$123,548.38	\$128,548.38
\$0.00	\$0.00	\$0.00	\$30,276.00	\$1,709.07	\$24,849.62		Administrative Personnel	\$36,070.00	\$36,070.00	\$36,070.00
\$25.96	\$475.18	\$376.17	\$4,606.00	\$1,696.64	\$2,908.53		Public Works Personnel	\$8,210.00	\$8,210.00	\$8,210.00
\$827.02	\$1,201.60	\$1,285.31	\$3,715.00	\$1,075.82	\$1,844.26	100-1030-105140	Fringe Benefits	\$5,313.60	\$5,313.60	\$5,313.60
\$77.97	\$129.65	\$143.82	\$0.00	\$788.36	\$1,351.47	100-1030-105141	Insurance Benefits	\$9,741.60	\$9,741.60	\$9,741.60
\$3.02	\$2,115.37	\$2,713.38	\$6,354.00	\$3,343.25	\$5,731.29	100-1030-105142	Regular PERS System	\$10,184.40	\$10,184.40	\$10,184.40
\$933.97	\$3,921.80	\$4,518.68	\$44,951.00	\$8,613.14	\$36,685.17		PERSONNEL	\$69,519.60	\$69,519.60	\$69,519.60
\$2,785.00	\$3,950.75	\$4,187.59	\$4,397.00	\$4,921.24	\$4,921.24	100-1030-205222	Insurance	\$6,151.55	\$5,659.43	\$5,659.43
\$2,010.43	\$4,170.25	\$759.82	\$5,000.00	\$798.88	\$1,369.51	100-1030-205240	Office Materials & Supplies	\$5,000.00	\$5,000.00	\$5,000.00
				\$158.00	\$270.86	100-1030-205241	Computer Equipment and Maint.	\$2,000.00	\$2,000.00	\$2,000.00
\$1,291.39	\$1,264.21	\$1,236.13	\$2,500.00	\$1,017.86	\$1,744.90	100-1030-205251	Telephones/Cell Phones/DSL	\$1,832.15	\$1,832.15	\$1,832.15
\$1,903.29	\$1,438.12	\$1,043.80	\$1,500.00	\$511.23	\$876.39	100-1030-205252	Utilities	\$920.21	\$920.21	\$920.21
\$2,503.45	\$729.95	\$1,229.95	\$748.20	\$223.48	\$383.11	100-1030-205260	Contract/Professional Services	\$402.26	\$402.26	\$402.26
\$0.00	\$0.00	\$0.00	\$0.00	\$0.00	\$0.00	100-1030-205262	Legal Expense	\$0.00	\$0.00	\$0.00
\$40.00	\$20.00	\$0.00	\$5,000.00	\$729.95	\$1,251.34	100-1030-205282	Software	\$1,313.91	\$1,313.91	\$1,313.91
\$2,325.00	\$1,986.79	\$363.98	\$526.89	\$1,021.90	\$1,751.83	100-1030-205330	Building and Land Maintenance	\$1,839.42	\$2,500.00	\$2,500.00
\$3,408.68	\$3,264.17	\$210.00	\$5,000.00	\$582.33	\$998.28	100-1030-205335	Custodial Support/Supplies	\$5,000.00	\$7,000.00	\$7,000.00
\$235.76	\$0.00	\$23.52	\$5,000.00	\$171.41	\$293.85	100-1030-205340	Operating Materials & Supplies	\$5,000.00	\$5,000.00	\$5,000.00
\$11,944.73	\$15,015.21	\$9,374.27	\$10,500.00	\$4,103.59	\$7,034.73	100-1030-205345	Programs, Books, and Periodicals	\$11,500.00	\$11,500.00	\$11,500.00
\$187.00	\$188.00	\$38.00	\$150.00	\$0.00	\$0.00	100-1030-205474	Mowing	\$150.00	\$150.00	\$150.00
\$0.00	\$0.00	\$0.00	\$0.00	\$0.00	\$0.00	100-1030-205475	Tree Removal/Trimming	\$0.00	\$1,500.00	\$1,500.00
\$192.00	\$0.00	\$0.00	\$2,000.00	\$0.00	\$0.00	100-1030-205490	Materials & Services	\$2,000.00	\$2,000.00	\$2,000.00
\$0.00	\$0.00	\$0.00	\$10,000.00	\$0.00	\$0.00	100-1030-208000	Operating Contingency	\$10,000.00	\$10,000.00	\$10,000.00
\$28,826.73	\$32,027.45	\$18,467.06	\$52,322.09	\$14,239.87	\$20,896.03		MATERIALS AND SERVICES	\$53,109.51	\$56,777.96	\$56,777.96
\$0.00	\$0.00	\$0.00	\$0.00	\$0.00	\$0.00	100-1030-217126	Transfer To Library Reserve	\$0.00	\$0.00	\$0.00
\$0.00	\$0.00	\$0.00	\$0.00	\$0.00	\$0.00		TRANSFERS OUT	\$0.00	\$0.00	\$0.00
\$40,402.45	\$51,653.75	\$22,985.74	\$97,273.09	\$17,583.12	\$57,581.21		TOTAL REQUIREMENTS	\$122,629.11	\$126,297.56	\$126,297.56
\$27,649.10	\$6,020.89	\$9,535.15	\$20,856.50	\$87,546.47	\$47,548.38		ENDING BALANCE	\$919.28	(\$2,749.18)	\$2,250.82



GENERAL FUND

Parks & Trails

Yachats cherishes its parks and trails, providing residents and visitors year-round opportunities for recreation, quiet reflection, and meaningful connection with the stunning natural environment. The City actively maintains a diverse network of public green spaces and accessible walking paths that enhance the quality of life for residents and the visitor experience.

Parks & Trails interesting fact... All City trails are maintained by volunteers through the Trails/YIPS! City Workgroup.

Funding for Parks & Trails

The Parks & Trails are funded by the Visitor Amenities funds to support maintenance, improvements, and planning efforts that help keep these outdoor spaces safe, accessible, and enjoyable.

Interesting Fact....

All City trails are maintained by volunteers through the Trails/YIPS! City Workgroup.

Parks & Trails Capital Reserve 150-1035

2022-2023 3rd Preceding Year	(Soft Close 2) 2023-2024 2nd Preceding Year	2024-2025 1st Preceding Year	2025-2026 Adopted Budget by City Council	2025-2026 Actual to Jan 2026	2025-2026 Estimated Actual	Account Number	Description	2026-2027 Proposed Budget by Budget Officer	2026-2027 Approved Budget by Budget Committee	2026-2027 Adopted Budget by City Council
\$219,406.52	\$500,211.07	\$441,796.86	\$221,017.45	\$221,017.45	\$221,017.45	150-1035-300101	BEGINNING BALANCE	\$551,932.20	\$551,932.20	\$551,932.20
\$0.00	\$0.00	\$0.00	\$0.00	\$0.00	\$0.00	150-1035-304240	Tax - Transient Lodging	\$0.00	\$0.00	\$0.00
\$0.00	\$89,110.00	\$0.00	\$0.00	\$0.00	\$0.00	150-1035-304480	Gifts/Donations	\$0.00	\$0.00	\$0.00
\$0.00	\$0.00	\$0.00	\$0.00	\$0.00	\$0.00	150-1035-304481	Grants	\$382,676.00	\$732,676.00	\$732,676.00
\$0.00	\$0.00	\$0.00	\$0.00	\$0.00	\$0.00	150-1035-314861	Transfer From City Services Ops	\$0.00	\$0.00	\$0.00
\$300,000.00	\$0.00	\$0.00	\$400,000.00	\$200,000.00	\$400,000.00	150-1035-314863	Transfer From Visitor Amenities	\$0.00	\$0.00	\$0.00
\$28,000.00	\$0.00	\$0.00	\$0.00	\$0.00	\$0.00	150-1035-314883	Transfer From Urban Renewal Fund	\$0.00	\$0.00	\$0.00
\$547,406.52	\$589,321.07	\$441,796.86	\$621,017.45	\$421,017.45	\$621,017.45		RESOURCES	\$934,608.20	\$1,284,608.20	\$1,284,608.20
\$553.35	\$1,050.45	\$190.56	\$0.00	\$1,516.16	\$2,599.13	150-1035-105110	Water Lead	\$0.00	\$0.00	\$0.00
\$553.35	\$1,050.45	\$190.56	\$0.00	\$1,516.16	\$2,599.13		Public Works Personnel	\$0.00	\$0.00	\$0.00
\$40.20	\$76.31	\$13.65	\$0.00	\$108.76	\$186.45	150-1035-105140	Fringe Benefits	\$0.00	\$0.00	\$0.00
\$171.45	\$240.39	\$44.61	\$0.00	\$333.77	\$572.18	150-1035-105141	Insurance Benefits	\$0.00	\$0.00	\$0.00
\$116.13	\$220.49	\$41.11	\$0.00	\$424.37	\$727.49	150-1035-105142	Regular PERS System	\$0.00	\$0.00	\$0.00
\$881.13	\$1,587.64	\$289.93	\$0.00	\$2,383.06	\$4,085.25		PERSONNEL	\$0.00	\$0.00	\$0.00
\$46,314.32	\$145,936.57	\$203,584.40	\$350,000.00	\$20,232.96	\$65,000.00	150-1035-407922	Capital Outlay - Improvement	\$720,000.00	\$1,010,000.00	\$1,010,000.00
\$46,314.32	\$145,936.57	\$203,584.40	\$350,000.00	\$20,232.96	\$65,000.00		CAPITAL OUTLAYS	\$720,000.00	\$1,010,000.00	\$1,010,000.00
\$47,195.45	\$147,524.21	\$203,874.33	\$350,000.00	\$22,616.02	\$69,085.25		TOTAL REQUIREMENTS	\$720,000.00	\$1,010,000.00	\$1,010,000.00
\$500,211.07	\$441,796.86	\$237,922.53	\$271,017.45	\$398,401.43	\$551,932.20		ENDING BALANCE	\$214,608.20	\$274,608.20	\$274,608.20



Parks & Trails Operations 100-1035

2022-2023 3rd Preceding Year	(Soft Close 2) 2023-2024 2nd Preceding Year	2024-2025 1st Preceding Year	2025-2026 Adopted Budget by City Council	2025-2026 Actual to Jan 2026	2025-2026 Estimated Actual	Account Number	Description	2026-2027 Proposed Budget by Budget Officer	2026-2027 Approved Budget by Budget Committee	2026-2027 Adopted Budget by City Council
\$17,677.94	\$24,776.35	\$8,242.66	\$13,881.07	\$13,881.07	\$13,881.07	100-1035-300101	BEGINNING BALANCE	\$11,029.48	\$11,029.48	\$11,029.48
\$0.00	\$0.00	\$0.00	\$0.00	\$0.00	\$0.00	100-1035-304335	Rents or Fees	\$0.00	\$0.00	\$0.00
\$0.00	\$0.00	\$0.00	\$0.00	\$0.00	\$0.00	100-1035-304481	Grants	\$0.00	\$0.00	\$0.00
\$0.00	\$0.00	\$0.00	\$0.00	\$0.00	\$0.00	100-1035-314861	Transfer From City Services Ops	\$0.00	\$0.00	\$0.00
\$25,000.00	\$15,000.00	\$35,000.00	\$35,000.00	\$17,500.00	\$35,000.00	100-1035-314863	Transfer From Visitor Amenities	\$35,000.00	\$55,000.00	\$55,000.00
\$42,677.94	\$39,776.35	\$43,242.66	\$48,881.07	\$31,381.07	\$48,881.07		RESOURCES	\$46,029.48	\$66,029.48	\$66,029.48
\$0.00	\$0.00	\$0.00	\$2,880.00	\$1,709.07	\$2,929.83		Administrative Personnel	\$3,145.00	\$3,145.00	\$3,145.00
\$1,068.80	\$3,513.38	\$7,154.30	\$7,394.00	\$4,797.35	\$8,224.03		Public Works Personnel	\$7,779.00	\$7,779.00	\$7,779.00
\$84.83	\$261.52	\$520.49	\$1,094.00	\$463.16	\$793.99	100-1035-105140	Fringe Benefits	\$1,310.88	\$1,310.88	\$1,310.88
\$427.80	\$497.38	\$2,269.30	\$2,055.00	\$1,994.10	\$3,418.46	100-1035-105141	Insurance Benefits	\$2,403.28	\$2,403.28	\$2,403.28
\$149.03	\$356.90	\$917.22	\$2,260.00	\$1,489.23	\$2,552.97	100-1035-105142	Regular PERS System	\$2,512.52	\$2,512.52	\$2,512.52
\$1,730.46	\$4,629.18	\$10,861.31	\$15,683.00	\$10,452.91	\$17,919.28		PERSONNEL	\$17,150.68	\$17,150.68	\$17,150.68
\$60.00	\$190.34	\$144.00	\$195.10	\$825.00	\$1,414.29	100-1035-205214	Marketing	\$500.00	\$500.00	\$500.00
\$1,293.00	\$1,866.47	\$1,903.45	\$1,999.00	\$2,319.14	\$2,319.14	100-1035-205222	Insurance	\$2,898.93	\$2,551.05	\$2,551.05
\$4,580.02	\$6,546.94	\$5,673.88	\$7,000.00	\$4,208.23	\$7,214.11	100-1035-205224	Trails Maintenance/ Supplies/Svcs	\$7,430.53	\$7,430.53	\$7,430.53
\$2,376.24	\$1,691.30	\$2,596.05	\$3,000.00	\$0.00	\$0.00	100-1035-205230	Printing (Maps & Signs)	\$3,000.00	\$3,000.00	\$3,000.00
\$67.71	\$30.89	\$46.48	\$71.46	\$32.57	\$55.83	100-1035-205252	Utilities	\$57.51	\$57.51	\$57.51
\$0.00	\$390.00	\$0.00	\$2,600.00	\$0.00	\$0.00	100-1035-205255	Education and Training/Travel	\$500.00	\$500.00	\$500.00
\$0.00	\$0.00	\$0.00	\$0.00	\$0.00	\$0.00	100-1035-205260	Contract/Professional Services	\$0.00	\$20,000.00	\$20,000.00
\$737.11	\$539.12	\$2,000.00	\$0.00	\$0.00	\$0.00	100-1035-205270	Travel (Included in 205255)	\$0.00	\$0.00	\$0.00
\$303.86	\$0.00	\$133.78	\$1,250.00	\$62.99	\$107.98	100-1035-205317	Tools and Small Equipment	\$1,000.00	\$1,000.00	\$1,000.00
\$0.00	\$7,225.95	\$394.93	\$594.06	\$95.90	\$164.40	100-1035-205330	Building and Land Maintenance	\$600.00	\$600.00	\$600.00
\$2,150.79	\$1,493.25	\$1,721.69	\$2,000.00	\$1,716.66	\$2,942.85	100-1035-205421	Parks/Grounds Maintenance	\$3,031.13	\$3,031.13	\$3,031.13
\$0.00	\$1,525.25	\$0.00	\$0.00	\$0.00	\$0.00	100-1035-205440	Equipment & Furniture	\$0.00	\$0.00	\$0.00
\$4,506.40	\$5,405.00	\$4,755.00	\$3,288.71	\$2,883.00	\$4,942.29	100-1035-205474	Mowing	\$5,090.55	\$5,090.55	\$5,090.55
\$0.00	\$0.00	\$0.00	\$1,000.00	\$450.00	\$771.43	100-1035-205475	Tree Removal/Trimming	\$794.57	\$794.57	\$794.57
\$96.00	\$0.00	\$0.00	\$0.00	\$0.00	\$0.00	100-1035-205490	Materials & Services	\$0.00	\$0.00	\$0.00
\$0.00	\$0.00	\$0.00	\$3,000.00	\$0.00	\$0.00	100-1035-208000	Operating Contingency	\$3,000.00	\$3,000.00	\$3,000.00
\$16,171.13	\$26,904.51	\$19,369.26	\$25,998.33	\$12,593.49	\$19,932.31		MATERIALS AND SERVICES	\$27,903.22	\$47,555.35	\$47,555.34
\$17,901.59	\$31,533.69	\$30,230.57	\$41,681.33	\$23,046.40	\$37,851.59		TOTAL REQUIREMENTS	\$45,053.90	\$64,706.03	\$64,706.02
\$24,776.35	\$8,242.66	\$13,012.09	\$7,199.74	\$8,334.67	\$11,029.48		ENDING BALANCE	\$975.57	\$1,323.44	\$1,323.46



GENERAL FUND

Visitor Amenities - Restricted Fund

The Visitor Amenities fund is restricted by State law and must be used to support tourism-related activities, facilities, welcoming tourists, and promotions.

The Yachats Area Trolley kicks off its first full season in May 2026, running through Labor Day weekend in September. After the peak season, the trolley will remain available for special events throughout the off-season.

The service is fully funded by the Visitor Amenities Fund and is operated under a contract with First Student. As part of this agreement, the bus company is responsible for driving, parking, and maintaining the vehicle.

The City of Yachats and Yachats Area Chamber has worked diligently following year one of the three-year strategic marketing plan, which promises of sustainable growth in promotion and tourism numbers, reflecting a minimum 20% increase in revenue collected from Transient Lodging Tax,

which will benefit both the general fund and future tourism promotion initiatives, such as public art installations and beautification projects, are planned to attract visitors to Yachats.

Funding for Visitor Amenities

The Visitor Amenities Fund, derived from 39% of the Transient Lodging Tax revenue, supports tourism promotion per ORS 320.300.

Interesting fact- Over 60% of the General Fund revenue comes from the unrestricted portion of the Transient Lodging Tax.


Interesting Fact...

Over 60% of the City Services revenue comes from the unrestricted portion of the Transient Lodging Tax.



Visitor Amenities Operations 100-1045

2022-2023 3rd Preceding Year	(Soft Close 2) 2023-2024 2nd Preceding Year	2024-2025 1st Preceding Year	2025-2026 Adopted Budget by City Council	2025-2026 Actual to Jan 2026	2025-2026 Estimated Actual	Account Number	Description	2026-2027 Proposed Budget by Budget Officer	2026-2027 Approved Budget by Budget Committee	2026-2027 Adopted Budget by City Council
\$1,298,210.93	\$1,356,144.98	\$1,516,834.33	\$1,549,485.54	\$1,549,485.54	\$1,549,485.54	100-1045-300101	BEGINNING BALANCE	\$871,801.02	\$871,801.02	\$871,801.02
\$9,823.54	\$23,908.93	\$14,414.30	\$0.00	\$5,843.73	\$11,687.46	100-1045-301500	Interest Earned	\$12,038.08	\$12,038.08	\$12,038.08
\$540,406.08	\$521,779.85	\$550,674.78	\$526,500.00	\$375,821.37	\$594,000.00	100-1045-304240	Tax - Transient Lodging	\$585,000.00	\$585,000.00	\$585,000.00
\$0.00	\$0.00	\$0.00	\$0.00	\$0.00	\$0.00	100-1045-304481	Grants	\$0.00	\$0.00	\$0.00
\$0.00	\$0.00	\$0.00	\$0.00	\$0.00	\$0.00	100-1045-314872	Transfer From Streets Reserve	\$0.00	\$0.00	\$0.00
\$1,848,440.55	\$1,901,833.76	\$2,081,923.41	\$2,075,985.54	\$1,931,150.64	\$2,155,173.00		RESOURCES	\$1,468,839.11	\$1,468,839.11	\$1,468,839.10
\$0.00	\$0.00	\$0.00	\$6,481.00	\$3,845.44	\$6,592.18		Administrative Personnel	\$7,076.00	\$7,046.00	\$7,046.00
\$2,716.59	\$6,158.72	\$3,933.48	\$17,197.00	\$1,601.69	\$2,745.76		Public Works Personnel	\$18,720.00	\$18,720.00	\$18,720.00
\$209.06	\$450.22	\$290.32	\$2,522.00	\$390.18	\$668.88	100-1045-105140	Fringe Benefits	\$3,095.52	\$3,091.92	\$3,091.92
\$1,088.34	\$1,927.72	\$2,266.18	\$4,736.00	\$1,170.21	\$2,006.07	100-1045-105141	Insurance Benefits	\$5,675.12	\$5,668.52	\$5,668.52
\$334.44	\$855.13	\$407.38	\$5,209.00	\$1,236.96	\$2,120.50	100-1045-105142	Regular PERS System	\$5,933.08	\$5,926.18	\$5,926.18
\$4,348.43	\$9,391.79	\$6,897.36	\$36,145.00	\$8,244.48	\$14,133.39		PERSONNEL	\$40,499.72	\$40,452.62	\$40,452.62
\$30,000.00	\$45,000.00	\$45,000.00	\$46,125.00	\$34,500.00	\$46,000.00	100-1045-205202	Visitor Center Operations	\$46,000.00	\$46,000.00	\$46,000.00
\$36,247.20	\$185,000.00	\$219,281.74	\$270,000.00	\$200,167.14	\$265,167.14	100-1045-205214	Marketing	\$255,000.00	\$255,000.00	\$255,000.00
\$27,500.00	\$0.00	\$0.00	\$30,000.00	\$0.00	\$30,000.00	100-1045-205260	Contract/Professional Services	\$90,000.00	\$90,000.00	\$90,000.00
\$25,000.00	\$0.00	\$0.00	\$0.00	\$0.00	\$0.00	100-1045-205320	Fireworks	\$0.00	\$0.00	\$0.00
\$1,420.00	\$1,470.50	\$77,150.63	\$110,000.00	\$33,840.37	\$58,012.06	100-1045-205439	Community Support/Beautification	\$75,000.00	\$75,000.00	\$75,000.00
\$2,029.94	\$354.30	\$403.58	\$427.30	\$34.64	\$59.38	100-1045-205490	Emergency Supplies for Conex Materials & Services	\$0.00	\$0.00	\$0.00
\$122,197.14	\$231,824.80	\$341,835.95	\$456,552.30	\$268,542.15	\$399,238.59		MATERIALS AND SERVICES	\$466,000.00	\$476,000.00	\$476,000.00
\$15,750.00	\$15,000.00	\$7,500.00	\$50,000.00	\$25,000.00	\$50,000.00	100-1045-217123	Transfer To LLCM Ops	\$50,000.00	\$50,000.00	\$50,000.00
\$0.00	\$0.00	\$0.00	\$160,000.00	\$80,000.00	\$160,000.00	100-1045-217126	Transfer To LLCM Reserve	\$0.00	\$15,000.00	\$15,000.00
\$25,000.00	\$103,000.00	\$75,000.00	\$75,000.00	\$37,500.00	\$75,000.00	100-1045-217124	Transfer To Commons Ops	\$75,000.00	\$75,000.00	\$75,000.00
\$0.00	\$0.00	\$73,000.00	\$150,000.00	\$75,000.00	\$150,000.00	100-1045-217126	Transfer To Commons Reserve	\$250,000.00	\$250,000.00	\$250,000.00
\$25,000.00	\$15,000.00	\$35,000.00	\$35,000.00	\$17,500.00	\$35,000.00	100-1045-217127	Transfer To Parks & Trails Ops	\$35,000.00	\$55,000.00	\$55,000.00
\$300,000.00	\$0.00	\$0.00	\$400,000.00	\$200,000.00	\$400,000.00	100-1045-217128	Transfer To Parks & Trails Rsv	\$0.00	\$0.00	\$0.00
\$365,750.00	\$133,000.00	\$190,500.00	\$870,000.00	\$435,000.00	\$870,000.00		TRANSFERS OUT	\$410,000.00	\$445,000.00	\$445,000.00
\$492,295.57	\$374,216.59	\$348,733.31	\$1,362,697.30	\$711,786.63	\$1,283,371.98		TOTAL REQUIREMENTS	\$916,499.72	\$961,452.62	\$961,452.62
\$1,356,144.98	\$1,527,617.17	\$1,733,190.10	\$713,288.24	\$1,219,364.01	\$871,801.02		ENDING BALANCE	\$552,339.39	\$507,386.49	\$507,386.48



GENERAL FUND

Streets & Storm Drains

Street Operations

The primary function of Street Operations is to maintain and repair vital infrastructure components, including streets, sidewalks, streetlights, signs, and road markings.

Funding for Street Operations

Funding for the street fund comes from the General Fund and State Highway Tax revenue. Both streets and storm drains remain underfunded and rely on the General Fund. Discussions will continue on adding a \$10 utility bill fee, with an annual increase based on the Consumer Price Index (CPI), to support ongoing maintenance and upgrades for streets and storm drains.

Streets Capital Reserve 150-1040

2022-2023 3rd Preceding Year	(Soft Close 2) 2023-2024 2nd Preceding Year	2024-2025 1st Preceding Year	2025-2026 Adopted Budget by City Council	2025-2026 Actual to April 2026	2025-2026 Estimated Actual	Account Number	Description	2026-2027 Proposed Budget by Budget Officer	2026-2027 Approved Budget by Budget Committee	2026-2027 Adopted Budget by City Council
\$101,355.68	\$104,557.17	\$34,458.33	\$66,499.87	\$37,022.00	\$37,022.00	150-1040-300101	BEGINNING BALANCE	\$31,515.83	\$31,515.83	\$31,515.83
\$0.00	\$250,000.00	\$20,000.00	\$0.00	\$0.00	\$0.00	150-1040-304481	Grants (ODOT)	\$250,000.00	\$250,000.00	\$250,000.00
\$0.00	\$0.00	\$0.00	\$0.00	\$0.00	\$0.00		Street fee	\$56,000.00	\$0.00	\$0.00
\$4,000.00	\$0.00	\$115,000.00	\$100,000.00	\$75,000.00	\$100,000.00	150-1040-314861	Transfer From City Services		\$215,000.00	\$215,000.00
\$13,000.00	\$0.00	\$0.00	\$50,000.00	\$37,500.00	\$50,000.00	150-1040-314883	Transfer From Urban Renewal	\$70,000.00	\$70,000.00	\$70,000.00
\$118,355.68	\$354,557.17	\$169,458.33	\$216,499.87	\$149,522.00	\$187,022.00		RESOURCES	\$407,515.83	\$566,515.83	\$566,515.83
\$2,429.88	\$3,620.70	\$5,575.71	\$2,628.00	\$2,729.00	\$2,977.09	150-1040-105110	Water Lead	\$2,741.00	\$2,741.00	\$2,741.00
\$0.00	\$44.46	\$782.17	\$523.00	\$527.74	\$575.72	150-1040-105111	Wastewater Lead	\$55.00	\$55.00	\$55.00
\$0.00	\$109.06	\$159.86	\$0.00	\$0.00	\$0.00	150-1040-105114	Utility Worker 2 (Field Utility A)	\$68.00	\$68.00	\$68.00
\$0.00	\$0.00	\$0.00	\$0.00	\$0.00	\$0.00	150-1040-105118	Certified Water Technician	\$68.00	\$68.00	\$68.00
\$0.00	\$0.00	\$25.75	\$2,896.00	\$992.46	\$1,701.36	100-1040-105119	Code Enforcer/PW	\$82.00	\$82.00	\$82.00
\$0.00	\$3,863.67	\$376.62	\$4,236.00	\$2,756.04	\$4,724.64	100-1040-105121	Utility Field Foreman (Journeyman)	\$136.00	\$136.00	\$136.00
\$0.00	\$0.00	\$0.00	\$0.00	\$23.08	\$25.18	150-1040-105122	Utility Worker 1 (Field Utility B)	\$136.00	\$136.00	\$136.00
\$2,429.88	\$7,637.89	\$6,920.11	\$10,283.00	\$7,028.32	\$10,003.99		Public Works Personnel	\$3,286.00	\$3,286.00	\$3,286.00
\$199.50	\$274.05	\$498.13	\$336.00	\$234.00	\$255.27	150-1040-105140	Fringe Benefits	\$394.32	\$394.32	\$394.32
\$791.08	\$982.87	\$1,530.80	\$631.00	\$732.00	\$798.55	150-1040-105141	Insurance Benefits	\$722.92	\$722.92	\$722.92
\$510.14	\$779.91	\$1,411.22	\$694.00	\$873.00	\$952.36	150-1040-105142	Regular PERS System	\$755.78	\$755.78	\$755.78
\$3,930.60	\$9,674.72	\$10,360.26	\$11,944.00	\$8,867.32	\$12,010.17		PERSONNEL	\$5,159.02	\$5,159.02	\$5,159.02
\$0.00	\$0.00	\$0.00	\$0.00	\$0.00	\$0.00	150-1040-207120	Transfer To City Services	\$0.00	\$0.00	\$0.00
\$0.00	\$0.00	\$0.00	\$0.00	\$0.00	\$0.00	150-1040-217125	Transfer To Visitor Amenities	\$0.00	\$0.00	\$0.00
\$0.00	\$0.00	\$0.00	\$0.00	\$0.00	\$0.00		TRANSFERS OUT	\$0.00	\$0.00	\$0.00
\$0.00	\$0.00	\$0.00	\$0.00	(\$3,504.00)	(\$3,504.00)	150 1040 407942	Boardwalk Electric Undergrndng	\$0.00	\$0.00	\$0.00
\$0.00	\$0.00	\$2,384.00	\$0.00	\$0.00	\$0.00	150-1040-407946	Capital Outlay - Parking/Paving	\$0.00	\$0.00	\$0.00
\$9,867.91	\$304,587.79	\$174,701.29	\$165,000.00	\$146,561.30	\$147,000.00	150-1040-407947	Capital Outlay - Street Projects	\$577,500.00	\$522,500.00	\$522,500.00
\$9,867.91	\$304,587.79	\$177,085.29	\$165,000.00	\$143,057.30	\$143,496.00		CAPITAL OUTLAYS	\$577,500.00	\$522,500.00	\$522,500.00
\$13,798.51	\$310,398.84	\$187,445.55	\$169,812.00	\$151,924.62	\$155,506.17		TOTAL REQUIREMENTS	\$582,659.02	\$527,659.02	\$527,659.02
\$104,557.17	\$44,158.33	(\$17,987.22)	\$46,687.88	(\$2,402.62)	\$31,515.83		ENDING BALANCE	(\$175,143.19)	\$38,856.81	\$38,856.81



Streets Operations 100-1040

2022-2023 3rd Preceding Year	(Soft Close 2) 2023-2024 2nd Preceding Year	2024-2025 1st Preceding Year	2025-2026 Adopted Budget by City Council	2025-2026 Actual to Jan 2025	2025-2026 Estimated Actual	Account Number	Description	2026-2027 Proposed Budget by Budget Officer	2026-2027 Approved Budget by Budget Committee	2026-2027 Adopted Budget by City Council
\$67,072.93	\$65,580.85	\$67,285.44	\$72,095.14	\$72,095.14	\$72,095.14	100-1040-300101	BEGINNING BALANCE	\$50,557.29	\$50,557.29	\$50,557.29
\$0.00	\$0.00	\$0.00	\$0.00	\$0.00	\$0.00	100-1040-304481	Grants	\$0.00	\$0.00	\$0.00
\$81,471.10	\$80,588.78	\$81,493.69	\$82,033.24	\$41,444.76	\$71,048.16	100-1040-304650	Tax - State Highway	\$73,179.60	\$73,179.60	\$73,179.60
\$0.00	\$0.00	\$0.00	\$0.00	\$0.00	\$0.00	100-1040-314861	Transfer From City Services	\$0.00	\$0.00	\$0.00
\$81,471.10	\$80,588.78	\$148,779.13	\$154,128.38	\$113,539.90	\$143,143.30		RESOURCES	\$123,736.89	\$123,736.89	\$123,736.89
\$0.00	\$0.00	\$0.00	\$0.00	\$0.00	\$0.00		Administrative Personnel	\$0.00	\$0.00	\$0.00
\$16,690.74	\$14,601.71	\$23,190.73	\$18,427.00	\$12,263.01	\$28,408.33		Public Works Personnel	\$18,095.00	\$18,095.00	\$18,095.00
\$1,331.89	\$1,071.70	\$1,683.20	\$2,012.00	\$878.98	\$1,506.82	100-1040-105140	Fringe Benefits	\$2,171.40	\$2,171.40	\$2,171.40
\$5,953.35	\$3,090.73	\$1,734.72	\$3,779.00	\$3,254.38	\$5,578.94	100-1040-105141	Insurance Benefits	\$3,980.90	\$3,980.90	\$3,980.90
\$2,472.77	\$1,992.02	\$3,397.10	\$4,156.00	\$2,750.30	\$4,714.80	100-1040-105142	Regular PERS System	\$4,161.85	\$4,161.85	\$4,161.85
\$26,448.75	\$20,756.16	\$30,005.75	\$28,374.00	\$19,146.67	\$40,208.89		PERSONNEL	\$28,409.15	\$28,409.15	\$28,409.15
\$2,985.00	\$3,678.14	\$4,092.41	\$4,297.00	\$4,662.73	\$4,662.73	100-1040-205222	Insurance	\$5,828.41	\$5,129.00	\$5,129.00
\$1,148.91	\$747.42	\$72.93	\$341.66	\$0.00	\$0.00	100-1040-205312	Equipment Fuel/Tires/Parts	\$3,000.00	\$3,000.00	\$3,000.00
\$2,313.60	\$3,954.33	\$2,700.00	\$0.00	\$304.04	\$521.21	100-1040-205313	Eqpt Repair (Included in 205470)	\$536.85	\$536.85	\$536.85
\$266.91	\$17.40	\$1,480.41	\$5,000.00	\$472.43	\$809.88	100-1040-205317	Tools and Small Equipment	\$5,000.00	\$5,000.00	\$5,000.00
\$3,455.07	\$9,274.76	\$9,400.92	\$3,000.00	\$5,260.28	\$6,000.00	100-1040-205361	Field Parts	\$6,180.00	\$6,180.00	\$6,180.00
\$1,360.48	\$1,220.14	\$816.68	\$2,000.00	\$71.50	\$122.57	100-1040-205362	Field Consumables	\$2,000.00	\$10,000.00	\$10,000.00
\$3,585.00	\$3,952.00	\$420.00	\$599.06	\$286.96	\$491.93	100-1040-205363	Field Outside Services	\$600.00	\$600.00	\$600.00
\$19,602.28	\$17,989.84	\$20,345.99	\$21,808.95	\$13,705.06	\$23,494.39	100-1040-205411	Street Lighting	\$24,199.22	\$24,199.22	\$24,199.22
\$0.00	\$0.00	\$0.00	\$922.50	\$2,751.74	\$4,717.27	100-1040-205470	Equipment Repair & Maintenance	\$4,858.79	\$4,858.79	\$4,858.79
\$12,559.00	\$15,044.00	\$12,629.00	\$9,042.04	\$7,027.00	\$9,500.00	100-1040-205474	Mowing	\$10,000.00	\$10,000.00	\$10,000.00
\$9,238.18	\$2,250.00	\$2,600.00	\$7,500.00	\$1,200.00	\$2,057.14	100-1040-205475	Tree Removal/Trimming	\$3,500.00	\$3,500.00	\$3,500.00
\$56,514.43	\$58,128.03	\$54,558.34	\$54,511.21	\$35,741.74	\$52,377.12		MATERIALS AND SERVICES	\$65,703.27	\$73,003.86	\$73,003.86
\$0.00	\$0.00	\$0.00	\$0.00	\$0.00	\$0.00	100-1040-217126	Transfer To Streets Reserve	\$0.00	\$0.00	\$0.00
\$0.00	\$0.00	\$0.00	\$0.00	\$0.00	\$0.00		TRANSFERS OUT	\$0.00	\$0.00	\$0.00
\$82,963.18	\$78,884.19	\$84,564.09	\$82,885.21	\$54,888.41	\$92,586.01		TOTAL REQUIREMENTS	\$94,112.42	\$101,413.01	\$101,413.01
\$65,580.85	\$67,285.44	\$64,215.04	\$71,243.17	\$58,651.49	\$50,557.29		ENDING BALANCE	\$29,624.48	\$22,323.88	\$22,323.88



GENERAL FUND

Streets & Storm Drains

Storm Drain Operations

Storm Drain Operations works to provide a reliable system that protects and restores our watersheds, consistently maintaining and improving surface water quality, which protects ocean and stream health.

City stormwater drainage systems are vital for protecting public safety, infrastructure, and the environment by preventing floods, reducing erosion, and managing pollution runoff. They efficiently divert rainwater from impervious surfaces like roads, roofs, and parking lots, into water into the

ocean, preventing property damage and costly, dangerous localized flooding.

Funding for Storm Drain Operations

The storm drain fund is funded by the General Fund. Yet, both the streets and storm drains remain underfunded, relying on the General Fund. Discussions will continue regarding the addition of a \$10 utility bill fee, with an annual CPI (Consumer Price Index) increase, to support the ongoing maintenance and upgrades that the streets and storm drains require.

Storm Drains Capital Reserve 150-1050

2022-2023 3rd Preceding Year	(Soft Close 2) 2023-2024 2nd Preceding Year	2024-2025 1st Preceding Year	2025-2026 Adopted Budget by City Council	2025-2026 Actual to Jan 2025	2025-2026 Estimated Actual	Account Number	Description	2026-2027 Proposed Budget by Budget Officer	2026-2027 Approved Budget by Budget Committee	2026-2027 Adopted Budget by City Council
\$70,198.01	\$113,811.49	\$54,228.04	\$49,936.18	\$49,936.18	\$49,936.18	150-1050-300101	BEGINNING BALANCE	\$57,550.09	\$57,550.09	\$57,550.09
\$0.00	\$0.00	\$0.00	\$30,000.00	\$15,000.00	\$30,000.00	150-1050-314861	Transfer From City Services	\$30,000.00	\$120,000.00	\$120,000.00
\$0.00	\$0.00	\$0.00	\$0.00	\$0.00	\$0.00		Storm Drain Fee	\$56,000.00	\$0.00	\$0.00
\$50,000.00	\$0.00	\$0.00	\$50,000.00	\$25,000.00	\$50,000.00	150-1050-314883	Transfer From Urban Renewal	\$150,000.00	\$150,000.00	\$150,000.00
							Transfer from SDC	\$50,000.00	\$50,000.00	\$50,000.00
\$120,198.01	\$113,811.49	\$54,228.04	\$129,936.18	\$89,936.18	\$129,936.18		RESOURCES	\$293,550.09	\$377,550.09	\$377,550.09
\$552.13	\$2,120.48	\$2,197.25	\$3,151.00	\$1,083.66	\$1,857.70		Public Works Personnel	\$3,286.00	\$3,286.00	\$3,286.00
\$41.38	\$153.91	\$158.01	\$336.00	\$77.86	\$133.47	150-1050-105140	Fringe Benefits	\$394.32	\$394.32	\$394.32
\$177.11	\$510.05	\$483.16	\$631.00	\$212.36	\$364.05	150-1050-105141	Insurance Benefits	\$722.92	\$722.92	\$722.92
\$115.90	\$404.01	\$423.66	\$694.00	\$257.17	\$440.86	150-1050-105142	Regular PERS System	\$755.78	\$755.78	\$755.78
\$886.52	\$3,188.45	\$3,262.08	\$4,812.00	\$1,631.05	\$2,796.09		PERSONNEL	\$5,159.02	\$5,159.02	\$5,159.02
\$0.00	\$0.00	\$0.00	\$0.00	\$0.00	\$0.00	150-1050-407922	Capital Outlay - Improvements	\$0.00	\$0.00	\$0.00
\$0.00	\$48,145.00	\$0.00	\$0.00	\$0.00	\$0.00	150-1050-407942	Capital Outlay - Infrastructure	\$0.00	\$0.00	\$0.00
\$5,500.00	\$8,250.00	\$0.00	\$107,000.00	\$40,604.87	\$69,590.00	150-1050-407947	Capital Outlay - Storm Drain Projects	\$321,000.00	\$321,000.00	\$321,000.00
\$5,500.00	\$56,395.00	\$0.00	\$107,000.00	\$40,604.87	\$69,590.00		CAPITAL OUTLAYS	\$321,000.00	\$321,000.00	\$321,000.00
\$6,386.52	\$59,583.45	\$3,262.08	\$111,812.00	\$42,235.92	\$72,386.09		TOTAL REQUIREMENTS	\$326,159.02	\$326,159.02	\$326,159.02
\$113,811.49	\$54,228.04	\$50,965.96	\$18,124.18	\$47,700.26	\$57,550.09		ENDING BALANCE	(\$32,608.93)	\$51,391.07	\$51,391.07



Storm Drains Operations 100-1050

2022-2023 3rd Preceding Year	(Soft Close 2) 2023-2024 2nd Preceding Year	2024-2025 1st Preceding Year	2025-2026 Adopted Budget by City Council	2025-2026 Actual to Jan 2025	2025-2026 Estimated Actual	Account Number	Description	2026-2027 Proposed Budget by Budget Officer	2026-2027 Approved Budget by Budget Committee	2026-2027 Adopted Budget by City Council
\$41,135.59	\$19,874.43	\$9,753.09	\$23,242.01	\$23,242.01	\$23,242.01	100-1050-300101	BEGINNING BALANCE	\$36,510.56	\$36,510.56	\$36,510.56
\$0.00	\$0.00	\$0.00	\$0.00	\$0.00	\$0.00	100-1050-304481	Grants	\$0.00	\$0.00	\$0.00
\$0.00	\$10,000.00	\$30,000.00	\$30,000.00	\$15,000.00	\$30,000.00	100-1050-314861	Transfer From City Services	\$215,000.00	\$215,000.00	\$215,000.00
\$41,135.59	\$29,874.43	\$39,753.09	\$53,242.01	\$38,242.01	\$53,242.01		RESOURCES	\$251,510.56	\$251,510.56	\$251,510.56
\$0.00	\$0.00	\$0.00	\$0.00	\$0.00	\$0.00		Administrative Personnel	\$0.00	\$0.00	\$0.00
\$10,953.80	\$10,556.18	\$12,066.41	\$18,427.00	\$6,281.38	\$10,768.08		Public Works Personnel	\$18,095.00	\$18,095.00	\$18,095.00
\$961.10	\$775.78	\$870.11	\$1,962.00	\$448.42	\$768.72	100-1050-105140	Fringe Benefits	\$2,171.40	\$2,171.40	\$2,171.40
\$4,183.56	\$1,965.09	\$3,327.44	\$3,685.00	\$1,696.12	\$2,907.63	100-1050-105141	Insurance Benefits	\$3,980.90	\$3,980.90	\$3,980.90
\$1,656.86	\$1,324.76	\$1,816.35	\$4,054.00	\$1,471.22	\$2,522.09	100-1050-105142	Regular PERS System	\$4,161.85	\$4,161.85	\$4,161.85
\$14,532.86	\$13,432.50	\$18,080.31	\$26,405.00	\$8,649.44	\$14,827.61		PERSONNEL	\$26,599.65	\$26,599.65	\$26,599.65
\$2,856.93	\$5,499.53	\$4,914.76	\$0.00	\$0.00	\$0.00	100-1050-205313	Eqpt Repair (Included in 205470)	\$0.00	\$0.00	\$0.00
\$63.99	\$0.00	\$271.99	\$500.00	\$386.00	\$661.71	100-1050-205317	Tools and Small Equipment	\$681.57	\$681.57	\$681.57
\$584.92	\$0.00	\$0.00	\$500.00	\$276.15	\$473.40	100-1050-205367	Storm Drain Parts	\$500.00	\$500.00	\$500.00
\$0.00	\$0.00	\$0.00	\$0.00	\$0.00	\$0.00	100-1050-205368	Storm Drain Consumables	\$0.00	\$0.00	\$0.00
\$0.00	\$0.00	\$0.00	\$0.00	\$0.00	\$0.00	100-1050-205369	Storm Drain Outside Services	\$0.00	\$0.00	\$0.00
\$0.00	\$0.00	\$0.00	\$5,000.00	\$3,435.44	\$768.72	100-1050-205470	Equipment Repair & Maintenance	\$5,000.00	\$5,000.00	\$5,000.00
\$3,505.84	\$5,499.53	\$5,186.75	\$6,000.00	\$4,097.59	\$1,903.83		MATERIALS AND SERVICES	\$6,181.57	\$6,181.57	\$6,181.57
\$21,261.16	\$20,121.34	\$23,267.06	\$34,128.00	\$12,747.03	\$16,731.45		TOTAL REQUIREMENTS	\$32,781.22	\$32,781.22	\$32,781.22
\$19,874.43	\$9,753.09	\$16,486.03	\$19,114.01	\$25,494.98	\$36,510.56		ENDING BALANCE	\$218,729.35	\$218,729.35	\$218,729.34



ENTERPRISE FUND

Public Works & Water Operations

The Enterprise funds encompass the Public Works division, responsible for operating and maintaining the city's vital infrastructure, including water supply, wastewater management, storm drainage systems, and road networks. With dedication, Public Works provides indispensable services around the clock, all year round, ensuring the well-being of residents and businesses in Yachats. Enterprise Funds are used to acquire, operate, and maintain the City's utility facilities and services, supported by revenue from service charges to Yachats' utility customers.

Water Operations

The primary mission of water operations is to keep the water system in excellent condition, including repairs, maintenance, and upgrades. They aim to provide their customers with a dependable supply of high-quality water.

Reminder...

An enterprise fund is a self-supporting fund that pays for services through customer fees rather than general tax dollars.

Water Capital Reserve 660-1705

2022-2023 3rd Preceding Year	(Soft Close 2) 2023-2024 2nd Preceding Year	2024-2025 1st Preceding Year	2025-2026 Adopted Budget by City Council	2025-2026 Actual to Jan 2026	2025-2026 Estimated Actual	Account Number	Description	2026-2027 Proposed Budget by Budget Officer	2026-2027 Approved Budget by Budget Committee	2026-2027 Adopted Budget by City Council
\$1,769,110.89	\$1,854,322.94	\$2,077,702.86	\$1,925,492.61	\$2,036,288.02	\$2,036,288.02	660-1705-300101	BEGINNING BALANCE	\$2,432,132.22	\$2,432,132.22	\$2,432,132.22
\$20,262.10	\$45,548.91	\$90,557.41	\$80,870.69	\$52,065.31	\$89,254.82	660-1705-301500	Interest Earned	\$91,932.46	\$91,932.46	\$91,932.46
\$0.00	\$26,425.00	\$0.00	\$100,000.00	\$20,000.00	\$100,000.00	660-1705-304481	Grants	\$70,000.00	\$70,000.00	\$70,000.00
\$150,000.00	\$374,000.00	\$0.00	\$0.00	\$0.00	\$0.00	660-1705-314861	Transfer From City Services Ops	\$0.00	\$0.00	\$0.00
\$4,000.00	\$0.00	\$0.00	\$500,000.00	\$250,000.00	\$500,000.00	660-1705-314866	Transfer From Urban Renewal Fund	\$0.00	\$0.00	\$0.00
\$200,000.00	\$250,000.00	\$250,000.00	\$250,000.00	\$125,000.00	\$250,000.00	660-1705-314875	Transfer From Water Ops	\$250,000.00	\$250,000.00	\$250,000.00
\$0.00	\$49,000.00	\$60,000.00	\$250,000.00	\$125,000.00	\$250,000.00	660-1705-314879	Transfer From SDC Fund	\$50,000.00	\$50,000.00	\$50,000.00
\$2,143,372.99	\$2,599,296.85	\$2,478,260.27	\$3,106,363.30	\$2,608,353.33	\$3,225,542.84		RESOURCES	\$2,894,064.68	\$2,894,064.68	\$2,894,064.68
\$0.00	\$0.00	\$0.00	\$0.00	\$0.00	\$0.00		Administrative Personnel	\$0.00	\$0.00	\$0.00
\$14,046.87	\$18,647.86	\$23,011.57	\$16,288.00	\$24,772.57	\$42,467.26		Public Works Personnel	\$55,010.00	\$55,010.00	\$55,010.00
\$1,134.91	\$1,355.73	\$1,653.96	\$1,733.00	\$1,775.29	\$3,043.35	660-1705-105140	Fringe Benefits	\$6,601.20	\$6,601.20	\$6,601.20
\$4,452.56	\$4,425.32	\$5,351.89	\$3,255.00	\$5,804.19	\$8,000.00	660-1705-105141	Insurance Benefits	\$12,102.20	\$12,102.20	\$12,102.20
\$2,917.76	\$3,727.17	\$4,565.42	\$3,580.00	\$6,807.48	\$7,000.00	660-1705-105142	Regular PERS System	\$12,652.30	\$12,652.30	\$12,652.30
\$22,552.10	\$28,156.08	\$34,582.84	\$24,856.00	\$39,159.53	\$60,510.62		PERSONNEL	\$86,365.70	\$86,365.70	\$86,365.70
\$33,763.77	\$108,087.39	\$0.00	\$0.00	\$0.00	\$0.00	660-1705-407941	Capital Outlay - Equipment	\$0.00	\$0.00	\$0.00
\$232,734.18	\$385,350.52	\$407,389.41	\$1,889,000.00	\$558,552.69	\$732,900.00	660-1705-407948	Capital Outlay - Water Systems	\$1,281,000.00	\$1,081,000.00	\$1,081,000.00
\$266,497.95	\$493,437.91	\$407,389.41	\$1,889,000.00	\$558,552.69	\$732,900.00		CAPITAL OUTLAYS	\$1,281,000.00	\$1,081,000.00	\$1,081,000.00
\$289,050.05	\$521,593.99	\$441,972.25	\$1,913,856.00	\$597,712.22	\$793,410.62		TOTAL REQUIREMENTS	\$1,367,365.70	\$1,167,365.70	\$1,167,365.70
\$1,854,322.94	\$2,077,702.86	\$2,036,288.02	\$1,192,507.30	\$2,010,641.11	\$2,432,132.22		ENDING BALANCE	\$1,526,698.98	\$1,726,698.98	\$1,726,698.98

Water Operations 660-1700

2022-2023 3rd Preceding Year	(Soft Close 2) 2023-2024 2nd Preceding Year	2024-2025 1st Preceding Year	2025-2026 Adopted Budget by City Council	2025-2026 Actual to Jan 2025	2025-2026 Estimated Actual	Account Number	Description	2026-2027 Proposed Budget by Budget Officer	2026-2027 Approved Budget by Budget Committee	2026-2027 Adopted Budget by City Council
\$154,859.63	\$186,781.55	\$222,614.43	\$164,252.31	\$164,252.31	\$164,252.31	660-1700-300101	BEGINNING BALANCE	\$143,614.60	\$143,614.60	\$143,614.60
\$0.00	\$0.00	\$0.00	\$6,898.60	\$0.00	\$0.00	660-1700-301500	Interest Earned	\$7,105.56	\$7,105.56	\$7,105.56
\$850,013.94	\$892,236.23	\$960,929.17	\$1,072,500.00	\$609,570.67	\$1,074,500.00	660-1700-304310	Water Services	\$1,108,884.00	\$1,108,884.00	\$1,108,884.00
\$3,400.00	\$5,557.68	\$11,050.00	\$7,500.00	\$3,400.00	\$5,828.57	660-1700-304320	Installation Charges	\$6,003.43	\$6,003.43	\$6,003.43
\$560.28	\$1,068.00	\$4,949.05	\$2,500.00	\$1,897.28	\$3,252.48	660-1700-304335	Rents or Fees	\$3,350.05	\$3,350.05	\$3,350.05
\$38,400.00	\$0.00	\$0.00	\$0.00	\$0.00	\$0.00	660-1700-304481	Transfer In City Services Grants	\$0.00 \$0.00	\$0.00 \$0.00	\$0.00 \$0.00
\$892,374.22	\$898,861.91	\$1,199,542.65	\$1,253,650.91	\$779,120.26	\$1,247,833.36		RESOURCES	\$1,268,957.64	\$1,268,957.64	\$1,268,957.64
\$50,030.01	\$65,809.28	\$100,946.06	\$113,480.00	\$65,155.04	\$111,694.35		Administrative Personnel	\$119,888.00	\$119,888.00	\$119,888.00
\$60,178.38	\$57,957.34	\$59,544.05	\$63,066.00	\$36,446.29	\$62,479.35	660-1700-105110	Water Lead	\$61,223.00	\$65,596.00	\$65,596.00
\$11,231.47	\$22,625.25	\$22,259.31	\$10,454.00	\$15,788.45	\$27,065.91	660-1700-105111	Wastewater Lead	\$8,698.00	\$21,600.00	\$21,600.00
\$3,598.91	\$0.00	\$0.00	\$0.00	\$0.00	\$0.00	660-1700-105112	N/A (Formerly Field Utility 2)	\$0.00	\$0.00	\$0.00
\$33,466.01	\$4,737.47	\$0.00	\$0.00	\$0.00	\$0.00	660-1700-105113	N/A (Formerly Field Utility 1)	\$0.00	\$0.00	\$0.00
\$18,387.85	\$19,087.31	\$20,535.23	\$6,391.00	\$9,751.63	\$16,717.08	660-1700-105114	Utility Worker 2 (Field Utility A)	\$6,647.00	\$12,500.00	\$12,500.00
\$0.00	\$0.00	\$30,486.79	\$45,376.00	\$30,124.74	\$51,642.41	660-1700-105118	Certified Water Technician	\$43,038.00	\$53,000.00	\$53,000.00
\$0.00	\$0.00	\$9,915.76	\$11,585.00	\$5,112.12	\$8,763.63	660-1700-105119	Code Enforcer/PW	\$11,668.00	\$12,282.00	\$12,282.00
\$0.00	\$25,066.61	\$40,255.19	\$42,356.00	\$25,123.37	\$43,068.63	660-1700-105121	Utility Field Foreman (Journeyman)	\$43,327.00	\$45,500.00	\$45,500.00
\$0.00	\$17,151.98	\$10,681.56	\$14,397.00	\$9,306.28	\$15,953.62	660-1700-105122	Utility Worker 1 (Field Utility B)	\$13,738.00	\$15,264.00	\$15,264.00
\$126,862.62	\$146,625.96	\$193,677.89	\$193,625.00	\$131,652.88	\$225,690.65		Public Works Personnel	\$188,339.00	\$225,742.00	\$225,742.00
\$14,086.93	\$15,662.40	\$21,354.55	\$32,707.00	\$14,143.19	\$24,245.47	660-1700-105140	Fringe Benefits	\$36,987.24	\$36,982.41	\$41,475.60
\$54,598.76	\$49,616.94	\$56,691.04	\$61,421.00	\$43,142.34	\$73,958.30	660-1700-105141	Insurance Benefits	\$67,809.94	\$69,126.00	\$76,038.60
\$26,450.94	\$28,311.25	\$52,423.02	\$67,563.00	\$45,975.60	\$78,815.31	660-1700-105142	Regular PERS System	\$70,892.21	\$77,421.12	\$79,494.90
\$272,029.26	\$306,025.83	\$425,092.56	\$468,796.00	\$300,069.05	\$514,404.09		PERSONNEL	\$483,916.39	\$529,159.53	\$542,639.10
\$1,413.53	\$679.00	\$533.74	\$500.00	\$356.50	\$611.14	660-1700-205210	Dues & Memberships	\$2,000.00	\$2,000.00	\$2,000.00
\$14,457.29	\$13,268.14	\$15,240.88	\$14,500.00	\$14,185.19	\$14,185.19	660-1700-205211	State/DEQ Fees	\$14,610.75	\$14,610.75	\$14,610.75
\$7,044.12	\$12,629.38	\$10,383.92	\$10,395.57	\$6,894.28	\$7,000.00	660-1700-205212	Fee Expense	\$7,210.00	\$7,210.00	\$7,210.00
\$19,896.00	\$24,520.94	\$27,067.04	\$28,420.00	\$30,838.93	\$30,838.93	660-1700-205222	Insurance	\$38,548.66	\$33,922.82	\$33,922.82
\$4,397.77	\$7,923.27	\$7,692.46	\$6,769.59	\$4,707.74	\$8,070.41	660-1700-205240	Office Materials & Supplies	\$8,312.52	\$8,312.52	\$8,312.52
\$0.00	\$467.85	\$1,357.63	\$2,500.00	\$895.00	\$1,534.29	660-1700-205241	Computer Eqpt and Maintenance	\$1,580.31	\$1,580.31	\$1,580.31
\$11,467.15	\$11,577.34	\$13,254.35	\$13,421.38	\$7,459.72	\$12,788.09	660-1700-205251	Telephones/Cell Phones/DSL	\$13,171.73	\$13,171.73	\$13,171.73
\$492.90	\$194.98	\$4,280.14	\$3,204.57	\$1,821.99	\$3,123.41	660-1700-205253	Postage	\$3,217.11	\$3,217.11	\$3,217.11
\$3,038.26	\$4,048.48	\$8,717.88	\$12,000.00	\$4,915.89	\$8,427.24	660-1700-205255	Education and Training/Travel	\$12,000.00	\$12,000.00	\$12,000.00
\$84,941.75	\$16,169.26	\$19,874.98	\$25,000.00	\$7,050.98	\$12,087.39	660-1700-205260	Contract/Professional Services	\$25,000.00	\$25,000.00	\$25,000.00
\$4,250.01	\$1,000.00	\$12,516.67	\$4,000.00	\$0.00	\$13,000.00	660-1700-205261	Auditor	\$13,390.00	\$13,390.00	\$13,390.00
\$18,578.88	\$7,968.18	\$7,098.33	\$10,000.00	\$4,663.66	\$7,994.85	660-1700-205262	Legal Expense	\$10,000.00	\$10,000.00	\$10,000.00
\$28.08	\$0.00	\$0.00	\$0.00	\$0.00	\$0.00	660-1700-205270	Travel (Included in 205255)	\$0.00	\$0.00	\$0.00
\$23,075.01	\$19,956.42	\$14,328.50	\$20,000.00	\$13,360.78	\$22,904.19	660-1700-205282	Software	\$23,591.32	\$23,591.32	\$23,591.32
\$3,434.01	\$2,247.96	\$1,568.66	\$1,172.20	\$970.70	\$1,664.06	660-1700-205311	Equipment Lease and Rental	\$1,713.98	\$1,713.98	\$1,713.98
\$6,688.66	\$7,809.06	\$5,319.47	\$6,065.83	\$4,196.55	\$7,194.09	660-1700-205312	Equipment Fuel/Tires/Parts	\$10,000.00	\$10,000.00	\$10,000.00
\$0.00	\$6,785.00	\$7,287.52	\$0.00	\$0.00	\$0.00	660-1700-205313	Eqpt Repair (Included in 205470)	\$0.00	\$0.00	\$0.00
\$6,962.99	\$4,386.76	\$4,148.19	\$3,000.00	\$931.64	\$1,597.10	660-1700-205317	Tools and Small Equipment	\$3,000.00	\$3,000.00	\$3,000.00
\$766.88	\$1,822.00	\$300.33	\$2,562.50	\$316.80	\$160.80	660-1700-205330	Building and Land Maintenance	\$2,562.50	\$2,562.50	\$2,562.50
\$2,482.19	\$2,797.77	\$3,534.13	\$4,377.55	\$1,863.20	\$3,194.06	660-1700-205335	Custodial Support/Supplies	\$4,377.55	\$4,377.55	\$4,377.55
\$22,290.12	\$20,897.34	\$23,149.27	\$25,157.73	\$13,873.77	\$23,783.61	660-1700-205342	Plant Utilities	\$25,157.73	\$25,157.73	\$25,157.73
\$8,617.66	\$5,389.28	\$630.81	\$10,000.00	\$4,165.32	\$10,000.00	660-1700-205351	Main Plant Parts	\$10,000.00	\$10,000.00	\$10,000.00
\$10,621.04	\$13,717.91	\$7,639.10	\$12,000.00	\$8,769.49	\$12,000.00	660-1700-205352	Main Plant Consumables	\$12,360.00	\$15,600.00	\$15,600.00
\$32,803.78	\$15,926.60	\$10,785.26	\$40,000.00	\$11,048.25	\$26,000.00	660-1700-205353	Main Plant Outside Services	\$40,000.00	\$40,000.00	\$40,000.00
\$30,708.10	\$35,180.16	\$36,308.68	\$42,000.00	\$24,079.19	\$35,000.00	660-1700-205361	Field Parts	\$42,000.00	\$42,000.00	\$42,000.00
\$279.08	\$1,663.78	\$3,499.09	\$1,500.00	\$1,965.73	\$3,369.82	660-1700-205362	Field Consumables	\$3,639.41	\$3,639.41	\$3,639.41
\$17,132.78	\$5,957.30	\$13,657.89	\$15,000.00	\$5,164.59	\$8,853.58	660-1700-205363	Field Outside Services	\$15,000.00	\$15,000.00	\$15,000.00
\$0.00	\$0.00	\$0.00	\$0.00	\$679.96	\$750.00	660-1700-205440	Equipment & Furniture	\$700.36	\$700.36	\$700.36
\$0.00	\$230.04	\$1,307.95	\$8,000.00	\$8,423.75	\$14,440.71	660-1700-205470	Equipment Repair & Maintenance	\$14,873.94	\$14,873.94	\$14,873.94
\$7,555.00	\$8,916.00	\$7,875.00	\$6,797.79	\$541.00	\$927.43	660-1700-205474	Mowing	\$2,000.00	\$2,000.00	\$2,000.00
\$2,000.00	\$7,706.57	\$1,300.00	\$5,000.00	\$3,100.00	\$5,314.29	660-1700-205475	Tree Removal/Trimming	\$5,000.00	\$5,000.00	\$5,000.00
\$0.00	\$0.00	\$0.00	\$25,000.00	\$0.00	\$0.00	660-1700-208000	Operating Contingency	\$25,000.00	\$25,000.00	\$25,000.00
\$345,423.04	\$261,836.77	\$270,657.87	\$358,344.71	\$187,017.60	\$296,814.67		MATERIALS AND SERVICES	\$390,017.87	\$388,632.03	\$388,632.03
\$200,000.00	\$250,000.00	\$250,000.00	\$250,000.00	\$125,000.00	\$250,000.00	660-1700-217134	Transfer To Water Reserve	\$250,000.00	\$250,000.00	\$250,000.00
\$43,000.00	\$43,000.00	\$43,000.00	\$43,000.00	\$21,500.00	\$43,000.00	660-1700-217136	Transfer To Revenue Water Bond	\$43,000.00	\$43,000.00	\$43,000.00
\$243,000.00	\$293,000.00	\$293,000.00	\$293,000.00	\$146,500.00	\$293,000.00		TRANSFERS OUT	\$293,000.00	\$293,000.00	\$293,000.00
\$860,452.30	\$860,862.60	\$988,750.43	\$1,120,140.71	\$633,586.65	\$1,104,218.76		TOTAL REQUIREMENTS	\$1,166,934.26	\$1,210,791.56	\$1,224,271.13
\$31,921.92	\$38,029.31	(\$82,940.00)	(\$30,742.11)	\$145,533.61	\$143,614.60		RESOURCES OVER REQUIREMENTS	\$102,023.38	\$58,166.08	\$44,686.51
\$186,781.55	\$224,810.86	\$210,792.22	\$133,510.20	\$145,533.61	\$143,614.60		ENDING BALANCE	\$102,023.38	\$58,166.08	\$44,686.51

ENTERPRISE FUND

Public Works & Wastewater Operations

The City of Yachats highly prioritizes water sustainability and public safety and is searching for property to build a new water reservoir on seismically stable land, out of the Tsunami zone.

The city owns and maintains approximately 65,000 feet of sewer main pipe, ranging in diameter from 6 inches to 12 inches, five pump stations, and around 306 manholes. In 2019, the Oregon Department of Environmental Quality (DEQ) reclassified the Yachats Wastewater Treatment Plant (WWTP) as a Class III plant. This is an upgrade from Class II, resulting from a misclassification by the DEQ when the new facility went online.

Wastewater Operations

Wastewater Operations is dedicated to maintaining a reliable and secure collection and treatment system, safeguarding public health and the environment, and surpassing all regulatory requirements.

Interesting Fact....

Wastewater treatment plants clean millions of gallons of used water every day, and even in small cities like Yachats, maintaining the system requires around-the-clock monitoring to protect public health and the environment.

Wastewater Capital Reserve 670-1805

2022-2023 3rd Preceding Year	2023-2024 2nd Preceding Year	2024-2025 1st Preceding Year	2025-2026 Adopted Budget by City Council	2025-2026 Actual to Jan 2025	2025-2026 Estimated Actual	Account Number	Description	2026-2027 Proposed Budget by Budget Officer	2026-2027 Approved Budget by Budget Committee	2026-2027 Adopted Budget by City Council
\$1,034,068.52	\$1,056,946.44	\$1,417,896.34	\$1,213,953.54	\$1,318,357.84	\$1,318,357.84	670-1805-300101	BEGINNING BALANCE	\$1,169,002.18	\$1,169,002.18	\$1,169,002.18
\$29,680.08	\$64,110.22	\$77,296.28	\$50,986.05	\$39,295.94	\$67,364.47	670-1805-301500	Interest Earned	\$69,385.40	\$69,385.40	\$69,385.40
\$0.00	\$0.00	\$0.00	\$0.00	\$0.00	\$0.00	670-1805-304481	Grants	\$0.00	\$0.00	\$0.00
\$0.00	\$0.00	\$0.00	\$0.00	\$0.00	\$0.00	670-1805-314861	Transfer From City Services Ops	\$0.00	\$0.00	\$0.00
\$25,000.00	\$400,000.00	\$0.00	\$0.00	\$0.00	\$0.00	670-1805-314866	Transfer From Urban Renewal Fund	\$200,000.00	\$200,000.00	\$200,000.00
\$200,000.00	\$200,000.00	\$200,000.00	\$200,000.00	\$100,000.00	\$200,000.00	670-1805-314876	Transfer From Wastewater Ops	\$350,000.00	\$350,000.00	\$350,000.00
\$0.00	\$0.00	\$300,000.00	\$0.00	\$0.00	\$0.00	670-1805-314879	Transfer From SDC Fund	\$175,000.00	\$175,000.00	\$175,000.00
\$0.00	\$0.00	\$100,000.00	\$100,000.00	\$50,000.00	\$100,000.00	670-1805-314878	Transfer From Debt Services	\$200,000.00	\$200,000.00	\$200,000.00
\$1,288,748.60	\$1,721,056.66	\$2,095,192.62	\$1,564,939.59	\$1,507,653.78	\$1,685,722.31		RESOURCES	\$2,163,387.59	\$2,163,387.59	\$2,163,387.58
\$0.00	\$0.00	\$0.00	\$0.00	\$0.00	\$0.00		Administrative Personnel	\$0.00	\$0.00	\$0.00
\$3,801.52	\$7,112.72	\$11,584.85	\$3,658.00	\$10,571.23	\$14,906.35		Public Works Personnel	\$27,318.00	\$27,318.00	\$27,318.00
\$305.07	\$517.22	\$836.21	\$390.00	\$758.79	\$692.31	670-1805-105140	Fringe Benefits	\$3,278.16	\$3,278.16	\$3,278.16
\$1,074.99	\$1,764.48	\$2,443.68	\$732.00	\$2,201.40	\$3,773.83	670-1805-105141	Insurance Benefits	\$6,009.96	\$6,009.96	\$6,009.96
\$502.40	\$941.76	\$1,798.83	\$805.00	\$2,536.12	\$4,347.63	670-1805-105142	Regular PERS System	\$6,283.14	\$6,283.14	\$6,283.14
\$5,683.98	\$10,336.18	\$16,663.57	\$5,585.00	\$16,067.54	\$23,720.13		PERSONNEL	\$42,889.26	\$42,889.26	\$42,889.26
\$93,002.58	\$248,702.54	\$760,171.21	\$594,000.00	\$153,209.73	\$493,000.00	670-1805-407921	Capital Outlay - Infrastructure	\$1,794,000.00	\$1,794,000.00	\$1,794,000.00
\$133,115.60	\$44,121.60	\$0.00	\$0.00	\$0.00	\$0.00	670-1805-407941	Capital Outlay - Equipment	\$0.00	\$0.00	\$0.00
\$226,118.18	\$292,824.14	\$760,171.21	\$594,000.00	\$153,209.73	\$493,000.00		CAPITAL OUTLAYS	\$1,794,000.00	\$1,794,000.00	\$1,794,000.00
\$231,802.16	\$303,160.32	\$776,834.78	\$599,585.00	\$169,277.27	\$516,720.13		TOTAL REQUIREMENTS	\$1,836,889.26	\$1,799,836.00	\$1,836,889.26
\$1,056,946.44	\$1,417,896.34	\$1,318,357.84	\$965,354.59	\$1,338,376.51	\$1,169,002.18		ENDING BALANCE	\$326,498.33	\$363,551.59	\$326,498.32

Wastewater Operations 670-1800

2022-2023 3rd Preceding Year	(Soft Close 2) 2023-2024 2nd Preceding Year	2024-2025 1st Preceding Year	2025-2026 Adopted Budget by City Council	2025-2026 Actual to Jan 2025	2025-2026 Estimated Actual	Account Number	Description	2026-2027 Proposed Budget by Budget Officer	2026-2027 Approved Budget by Budget Committee	2026-2027 Adopted Budget by City Council
\$170,940.09	\$210,850.05	\$303,397.71	\$320,176.55	\$320,176.55	\$320,176.55	670-1800-300101	BEGINNING BALANCE	\$393,358.03	\$393,358.03	\$391,545.73
\$0.00	\$0.00	\$0.00	\$13,447.42	\$0.00	\$0.00	660-1800-301500	Interest Earned	\$13,850.84	\$13,850.84	\$13,850.84
\$795,041.56	\$834,355.47	\$911,336.29	\$877,500.00	\$527,556.92	\$904,383.29	670-1800-304310	Wastewater Services	\$933,323.56	\$933,323.56	\$933,323.56
\$0.00	\$0.00	\$2.74	\$0.00	\$0.00	\$0.00	670-1800-304312	Capital Reserve Fee	\$0.00	\$0.00	\$0.00
\$1,500.00	\$10,808.47	\$4,875.00	\$5,000.00	\$1,875.00	\$3,214.29	670-1800-304320	Installation Charges	\$3,310.71	\$3,310.71	\$3,310.71
\$38,400.00	\$0.00	\$0.00	\$0.00	\$0.00	\$0.00	670-1800-304481	Transfer From City Services Ops	\$0.00	\$0.00	\$0.00
\$834,941.56	\$845,163.94	\$1,219,611.74	\$1,216,123.97	\$849,608.47	\$1,227,774.13		RESOURCES	\$1,343,843.14	\$1,343,843.14	\$1,342,030.84
\$50,029.96	\$65,809.24	\$100,945.85	\$92,847.00	\$49,579.40	\$84,993.26		Administrative Personnel	\$98,092.00	\$98,092.00	\$98,092.00
\$141,675.65	\$145,596.49	\$180,867.81	\$200,072.00	\$105,218.83	\$180,375.14		Public Works Personnel	\$165,228.00	\$210,087.00	\$210,087.00
\$15,241.75	\$15,585.96	\$20,460.89	\$31,196.00	\$11,558.64	\$19,814.81	670-1800-105140	Fringe Benefits	\$31,598.40	\$36,981.48	\$36,981.48
\$54,673.83	\$50,184.96	\$55,106.65	\$58,584.00	\$33,961.70	\$58,220.06	670-1800-105141	Insurance Benefits	\$57,930.40	\$8,135.93	\$67,799.38
\$23,523.63	\$23,389.16	\$45,229.45	\$64,442.00	\$36,081.76	\$61,854.45	670-1800-105142	Regular PERS System	\$60,563.60	\$2,122.65	\$70,881.17
\$235,114.86	\$234,756.57	\$402,610.65	\$354,294.00	\$186,820.93	\$320,264.46		PERSONNEL	\$413,412.40	\$355,419.06	\$483,841.03
\$1,119.51	\$1,304.00	\$702.73	\$700.00	\$356.50	\$611.14	670-1800-205210	Dues & Memberships	\$700.00	\$700.00	\$700.00
\$3,414.00	\$3,685.00	\$4,202.12	\$4,319.28	\$4,364.44	\$4,364.44	670-1800-205211	State/DEQ Fees	\$5,455.55	\$5,455.55	\$5,455.55
\$6,922.77	\$8,770.00	\$10,284.26	\$9,888.06	\$6,894.26	\$11,818.73	670-1800-205212	Fee Expense	\$13,000.00	\$13,000.00	\$13,000.00
\$13,927.00	\$18,390.70	\$20,366.90	\$21,385.00	\$23,205.15	\$39,780.26	670-1800-205222	Insurance	\$49,725.32	\$43,758.28	\$43,758.28
\$4,235.77	\$8,203.25	\$7,861.33	\$7,126.21	\$4,707.62	\$8,070.21	670-1800-205240	Office Materials & Supplies	\$8,312.31	\$8,312.31	\$8,312.31
\$1,139.95	\$288.85	\$743.60	\$1,000.00	\$0.00	\$1,500.00	670-1800-205241	Computer Eqpt & Maintenance	\$1,500.00	\$1,500.00	\$1,500.00
\$6,218.46	\$7,260.45	\$8,810.49	\$8,821.47	\$4,883.43	\$8,371.59	670-1800-205251	Telephones/Cell Phones/DSL	\$8,622.74	\$8,622.74	\$8,622.74
\$492.88	\$194.97	\$4,280.13	\$3,204.61	\$1,821.98	\$3,123.39	670-1800-205253	Postage	\$3,217.10	\$3,217.10	\$3,217.10
\$3,806.28	\$4,440.17	\$4,062.17	\$7,500.00	\$2,670.83	\$7,000.00	670-1800-205255	Education and Training/Travel	\$7,500.00	\$7,500.00	\$7,500.00
\$84,935.50	\$16,169.23	\$17,010.18	\$25,000.00	\$7,050.98	\$12,087.39	670-1800-205260	Contract/Professional Services	\$25,000.00	\$25,000.00	\$25,000.00
\$4,249.99	\$1,000.00	\$12,516.65	\$3,000.00	\$0.00	\$13,000.00	670-1800-205261	Auditor	\$13,390.00	\$13,390.00	\$13,390.00
\$18,829.71	\$7,968.12	\$7,098.29	\$8,000.00	\$4,663.65	\$7,994.83	670-1800-205262	Legal Expense	\$8,000.00	\$8,000.00	\$8,000.00
\$28.08	\$0.00	\$0.00	\$0.00	\$0.00	\$0.00	670-1800-205270	Travel (Included in 205255)	\$0.00	\$0.00	\$0.00
\$22,930.29	\$19,975.30	\$14,328.49	\$20,000.00	\$13,360.70	\$22,904.06	670-1800-205282	Software	\$23,591.18	\$23,591.18	\$23,591.18
\$3,433.95	\$1,707.97	\$1,568.61	\$2,000.00	\$970.62	\$1,663.92	670-1800-205311	Equipment Lease and Rental	\$2,000.00	\$2,000.00	\$2,000.00
\$6,878.41	\$8,332.43	\$5,631.06	\$6,000.00	\$4,481.39	\$7,682.38	670-1800-205312	Equipment Fuel/Tires/Parts	\$10,000.00	\$10,000.00	\$10,000.00
\$2,938.82	\$7,685.38	\$12,996.69	\$0.00	\$22.69	\$38.90	670-1800-205313	Equipment Repair (Included 205470)	\$0.00	\$0.00	\$0.00
\$6,945.03	\$2,365.11	\$3,614.38	\$3,000.00	\$1,295.05	\$2,220.09	670-1800-205317	Tools and Small Equipment	\$3,000.00	\$3,000.00	\$3,000.00
\$460.12	\$364.96	\$300.33	\$4,000.00	\$375.20	\$643.20	670-1800-205330	Building and Land Maintenance	\$4,000.00	\$4,000.00	\$4,000.00
\$3,440.76	\$3,523.23	\$4,303.31	\$5,271.66	\$2,322.66	\$3,981.70	670-1800-205335	Custodial Support/Supplies	\$5,271.66	\$5,271.66	\$5,271.66
\$29,133.75	\$26,026.36	\$29,049.73	\$30,627.24	\$16,332.73	\$27,998.97	670-1800-205342	Plant Utilities	\$30,627.24	\$30,627.24	\$30,627.24
\$7,967.35	\$9,270.69	\$3,274.06	\$8,000.00	\$8,650.21	\$14,828.93	670-1800-205351	Main Plant Parts	\$15,273.80	\$15,273.80	\$15,273.80
\$26,745.24	\$19,483.15	\$28,239.30	\$20,000.00	\$12,905.48	\$22,123.68	670-1800-205352	Main Plant Consumables	\$25,000.00	\$25,000.00	\$25,000.00
\$17,016.48	\$33,978.81	\$16,159.96	\$20,000.00	\$13,602.53	\$23,318.62	670-1800-205353	Main Plant Outside Services	\$20,000.00	\$20,000.00	\$20,000.00
\$9,818.37	\$17,497.08	\$4,605.50	\$20,000.00	\$16,136.37	\$20,000.00	670-1800-205361	Field Parts	\$26,000.00	\$26,000.00	\$26,000.00
\$1,426.67	\$3,022.71	\$3,050.47	\$5,000.00	\$2,178.88	\$3,735.22	670-1800-205362	Field Consumables	\$5,000.00	\$5,000.00	\$5,000.00
\$16,809.64	\$11,372.43	\$9,029.36	\$15,000.00	\$13,501.86	\$23,146.05	670-1800-205363	Field Outside Services	\$23,840.43	\$23,840.43	\$23,840.43
\$0.00	\$0.00	\$309.60	\$0.00	\$679.95	\$1,165.63	670-1800-205440	Equipment & Furniture	\$700.35	\$700.35	\$700.35
\$0.00	\$230.04	\$1,326.42	\$11,000.00	\$8,609.52	\$14,759.18	670-1800-205470	Equipment Repair & Maintenance	\$15,201.95	\$15,201.95	\$15,201.95
\$2,122.00	\$3,116.00	\$2,172.00	\$1,862.28	\$1,785.00	\$3,060.00	670-1800-205474	Mowing	\$3,151.80	\$3,151.80	\$3,151.80
\$2,500.00	\$5,106.56	\$350.00	\$5,000.00	\$2,900.00	\$4,971.43	670-1800-205475	Tree Removal/Trimming	\$5,000.00	\$5,000.00	\$5,000.00
\$0.00	\$0.00	\$0.00	\$25,000.00	\$0.00	\$0.00	670-1800-208000	Operating Contingency	\$25,000.00	\$25,000.00	\$25,000.00
\$309,886.78	\$250,732.95	\$238,248.12	\$301,705.81	\$180,729.68	\$315,963.94		MATERIALS AND SERVICES	\$387,081.43	\$381,114.39	\$381,114.39
\$200,000.00	\$200,000.00	\$200,000.00	\$200,000.00	\$100,000.00	\$200,000.00	670-1800-217126	Transfer To Wastewater Reserve	\$250,000.00	\$350,000.00	\$350,000.00
\$200,000.00	\$200,000.00	\$200,000.00	\$200,000.00	\$100,000.00	\$200,000.00		TRANSFERS OUT	\$250,000.00	\$350,000.00	\$350,000.00
\$795,031.60	\$751,298.76	\$840,858.77	\$948,846.81	\$467,550.61	\$836,228.40		TOTAL REQUIREMENTS	\$1,050,493.83	\$1,086,533.45	\$1,214,955.42
\$210,850.05	\$304,715.23	\$378,752.97	\$267,277.16	\$382,057.86	\$391,545.73		ENDING BALANCE	\$293,349.32	\$257,309.69	\$127,075.42

SPECIAL FUNDS

Debt Services Fund

Debt services represent the City's obligation to repay loans and bonds that were used to fund major infrastructure projects, such as improvements to the water and wastewater systems or construction of essential facilities. Instead of paying for large projects all at once, the City spreads the cost over time through financing. This makes necessary improvements more manageable and allows the City to preserve resources for other priorities.

The Debt Services Fund tracks these long-term payments, including both principal and interest, and ensures the City remains on schedule with its obligations.

Current debt obligations include:

- Water Revenue Bond
- Water General Obligation (GO) Bond
- South Tank Reservoir Construction Loan (IFA)
- Wastewater Treatment Plant Loan (DEQ)
- Wastewater Treatment Plant (IFA)

Water Revenue Bond

The Water Revenue Bond is a special obligation of the City authorized by the City's Resolution No. 2017-03-01, adopted March 8, 2017. This Bond is held at Washington Federal Bank. The Revenue Bond requires that the Net Water Revenues be 1.2 times the total debt service and that a \$42,000 reserve be held in a Washington Federal Account. The interest rate on this debt is 3.07%, with a payoff date of 3/17/2032.

Debt Services - Revenue Water Bond 155-1200 (Loan #62761135821 @3.07%)

2022-2023 3rd Preceding Year	(Soft Close 2) 2023-2024 2nd Preceding Year	2024-2025 1st Preceding Year	2025-2026 Adopted Budget by City Council	2025-2026 Actual to Jan 2026	2025-2026 Estimated Actual	Account Number	Description	2026-2027 Proposed Budget by Budget Officer	2026-2027 Approved Budget by Budget Committee	2026-2027 Adopted Budget by City Council
\$43,412.77	\$43,649.57	\$43,899.19	\$44,164.52	\$44,164.52	\$44,164.52	155-1200-300101	BEGINNING BALANCE	\$45,227.01	\$45,227.01	\$45,227.01
\$87.18	\$107.90	\$0.00	\$109.17	\$68.04	\$116.64	155-1200-301500	Interest Earned	\$120.14	\$120.14	\$120.14
\$43,000.00	\$43,000.00	\$43,000.00	\$43,000.00	\$21,500.00	\$43,000.00	155-1200-314890	Transfer From Water Ops	\$43,000.00	\$43,000.00	\$43,000.00
\$86,499.95	\$86,757.47	\$86,899.19	\$43,109.17	\$65,732.56	\$87,281.16		RESOURCES	\$88,347.15	\$88,347.15	\$88,347.15
\$11,011.36	\$10,026.40	\$9,010.96	\$7,964.13	\$4,114.92	\$7,054.15	155-1200-205720	Interest Expense - Water Bond	8,203.05	\$7,000.00	\$7,000.00
\$31,839.02	\$32,823.98	\$33,839.20	\$34,886.25	\$17,310.27	\$35,000.00	155-1200-207630	Principal Payments - Water Bond	35,000.00	\$35,000.00	\$35,000.00
\$42,850.38	\$42,850.38	\$42,850.16	\$42,850.38	\$21,425.19	\$42,054.15		DEBT SERVICES	\$43,203.05	\$42,000.00	\$42,000.00
\$42,850.38	\$42,850.38	\$42,850.16	\$42,850.38	\$21,425.19	\$42,054.15		TOTAL REQUIREMENTS	\$43,203.05	\$42,000.00	\$42,000.00
\$43,649.57	\$43,907.09	\$44,049.03	\$44,423.31	\$44,307.37	\$45,227.01		ENDING BALANCE	\$45,144.10	\$46,347.15	\$46,347.15



Debt Services Fund

Water General Obligation (GO) Bond

The Water General Obligation (GO) Bond is the City's general obligation, and the City's full faith and credit are pledged to repay this debt. The interest rate on this debt is 3.0%, and the payoff date is 12/15/2031. This Bond is held at Washington Federal Bank.

South Tank Reservoir Construction Loan (IFA)

The South Tank Reservoir Construction Loan is a loan made by the State of Oregon, acting through the Oregon Infrastructure Authority. This loan was originally authorized in 2016; payments commenced in 2019 following the completion of the South Tank Reservoir. The interest rate on this debt is 1.0%, with a payoff date of 12/1/2048. The amortization of this loan provided annual payments of \$39,910.56. When

the City increased the loan amount in 2018, the lending agency required that the City enter into an Intergovernmental agreement (IGA) with the City's Urban Renewal Agency (URA) is pledging a single annual \$100,000 payment from the URA to the City for 14 years. The IGA required that the first Budget 24-04-18 URA payment to the City occur in 2018-2019; however, the first payment was not due until the 2019-2020 fiscal year.

Interesting Fact....

Debt services allow cities to fund major infrastructure projects without needing to pay the full cost upfront, making it possible to invest in long-term improvements

Debt Services - Water GO Bond 155-1218 (Loan #62761135854 @3.00%)

2022-2023 3rd Preceding Year	(Soft Close 2) 2023-2024 3rd Preceding Year	2024-2025 1st Preceding Year	2025-2026 Adopted Budget by City Council	2025-2026 Actual to Jan 2026	2025-2026 Estimated Actual	Account Number	Description	2026-2027 Proposed Budget by Budget Officer	2026-2027 Approved Budget by Budget Committee	2026-2027 Adopted Budget by City Council
\$49,139.69	\$51,838.15	\$54,438.15	\$59,060.07	\$59,060.07	\$59,060.07	155-1218-300101	BEGINNING BALANCE	\$61,449.37	\$61,449.37	\$61,449.37
\$45,628.25	\$46,613.82	\$45,000.00	\$44,136.63	\$44,964.25	\$44,964.25	155-1218-304110	Tax - Property Current	\$44,877.00	\$44,877.00	\$44,877.73
\$916.58	\$771.82	\$500.00	\$730.80	\$531.95	\$547.91	155-1218-304120	Tax - Property Past Due	\$550.00	\$550.00	\$550.00
\$95,684.52	\$99,223.79	\$99,938.15	\$44,867.43	\$104,556.27	\$104,572.23		RESOURCES	\$106,876.37	\$106,876.37	\$106,877.10
\$10,846.37	\$9,900.00	\$8,850.00	\$7,770.00	\$4,155.00	\$7,122.86	155-1218-205720	Interest Expense - GO Bond	\$7,336.54	\$7,000.00	\$7,000.00
\$33,000.00	\$34,000.00	\$36,000.00	\$36,000.00	\$36,000.00	\$36,000.00	155-1218-207630	Principal Payments - GO Bond	\$36,000.00	\$36,000.00	\$36,000.00
\$43,846.37	\$43,900.00	\$44,850.00	\$43,770.00	\$40,155.00	\$43,122.86		DEBT SERVICES	\$43,336.54	\$43,000.00	\$43,000.00
\$43,846.37	\$43,900.00	\$44,850.00	\$43,770.00	\$40,155.00	\$43,122.86		TOTAL REQUIREMENTS	\$43,336.54	\$43,000.00	\$43,000.00
\$51,838.15	\$55,323.79	\$55,088.15	\$60,157.50	\$64,401.27	\$61,449.37		ENDING BALANCE	\$63,539.83	\$63,876.37	\$63,877.10

Debt Services - South Tank Loan 155-1268 (Loan #S16018 @1.00%)

2022-2023 3rd Preceding Year	(Soft Close 2) 2023-2024 3rd Preceding Year	2024-2025 1st Preceding Year	2025-2026 Adopted Budget by City Council	2025-2026 Actual to Jan 2026	2025-2026 Estimated Actual	Account Number	Description	2026-2027 Proposed Budget by Budget Officer	2026-2027 Approved Budget by Budget Committee	2026-2027 Adopted Budget by City Council
\$120,268.32	\$120,357.76	\$120,447.20	\$120,536.64	\$120,536.64	\$120,536.64	155-1268-300101	BEGINNING BALANCE	\$120,626.08	\$120,626.08	\$120,626.08
\$100,000.00	\$100,000.00	\$100,000.00	\$100,000.00	\$50,000.00	\$100,000.00	155-1268-314883	Transfer From Urban Renewal Fund	\$100,000.00	\$100,000.00	\$100,000.00
\$220,268.32	\$220,357.76	\$220,447.20	\$220,536.64	\$170,536.64	\$220,536.64		RESOURCES	\$220,626.08	\$220,626.08	\$220,626.08
\$60,000.00	\$60,000.00	\$60,000.00	\$60,000.00	\$30,000.00	\$60,000.00	155-1268-217129	Transfer To WW Plant Loan	\$60,000.00	\$60,000.00	\$60,000.00
\$60,000.00	\$60,000.00	\$60,000.00	\$60,000.00	\$30,000.00	\$60,000.00		TRANSFERS OUT	\$60,000.00	\$60,000.00	\$60,000.00
\$9,454.88	\$9,150.33	\$8,842.72	\$8,532.05	\$8,532.05	\$8,532.05	155-1268-205720	Interest Expense - South Tank	\$8,788.01	\$8,000.00	\$8,000.00
\$30,455.68	\$30,760.23	\$31,067.84	\$31,378.51	\$31,378.51	\$31,378.51	155-1268-207630	Principal Payment - South Tank	\$31,378.51	\$31,378.51	\$31,378.51
\$39,910.56	\$39,910.56	\$39,910.56	\$39,910.56	\$39,910.56	\$39,910.56		DEBT SERVICES	\$40,166.52	\$39,378.51	\$39,378.51
\$99,910.56	\$99,910.56	\$99,910.56	\$99,910.56	\$69,910.56	\$99,910.56		TOTAL REQUIREMENTS	\$100,166.52	\$99,378.51	\$99,378.51
\$120,357.76	\$120,447.20	\$120,536.64	\$120,626.08	\$100,626.08	\$120,626.08		ENDING BALANCE	\$120,459.56	\$121,247.57	\$121,247.57

SPECIAL FUNDS

Debt Services Fund

Wastewater Treatment Plant Loan (#R99100)

The Wastewater Plant Loan is a loan made by the State of Oregon, acting through the Department of Environmental Quality (DEQ). This loan was originally authorized in 2005; however, payments commenced in 2009 following the completion of the Wastewater Plant. The interest rate on this debt is 5%, with a payoff date of 4/1/2029. This loan requires a reserve requirement that equals 100% times one-half of the average annual debt service. As of 3/14/2019, that reserve requirement is \$225,687. This reserve is to be held in a segregated Loan Reserve Account that shall be held in trust for the benefit of DEQ.

The City explored the possibility of utilizing the \$60,000 difference between the Agency payment and the \$39,000 payment to the South Tank Loan to pay down the principal of this higher-interest-rate loan. The City has adequate loan reserves to repay this loan fully without appropriating additional funds.

Maintaining a dedicated Debt Services Fund helps ensure transparency, protects the City's financial health, and allows Yachats to invest in critical infrastructure without placing an undue burden on any single year's budget.

Wastewater Treatment Plant (IFA)

The IFA (Infrastructure Finance Agency) also holds the second, smaller wastewater treatment plant loan, which has an interest rate of 5%.

These payments are funded through a combination of utility revenue, property taxes, food & beverage taxes, and transfers from the Urban Renewal District.

Debt Services - Wastewater Plant 155-1276 (Loan #R99100 @2.90% and Loan #G06003 @5.00%)

2022-2023 3rd Preceding Year	(Soft Close 2) 2023-2024 2nd Preceding Year	2024-2025 1st Preceding Year	2025-2026 Adopted Budget by City Council	2025-2026 Actual to Jan 2026	2025-2026 Estimated Actual	Account Number	Description	2026-2027 Proposed Budget by Budget Officer	2026-2027 Approved Budget by Budget Committee	2026-2027 Adopted Budget by City Council
\$874,919.15	\$1,018,113.36	\$1,041,968.81	\$1,108,272.65	\$1,108,272.65	\$1,108,272.65	155-1276-300101	BEGINNING BALANCE	\$1,174,702.19	\$1,174,702.19	\$1,174,702.19
\$3,784.67	\$6,863.60	\$6,000.00	\$46,547.45	\$31,854.69	\$54,608.04	155-1276-301500	Interest Earned	\$56,246.28	\$56,246.28	\$56,246.28
\$484,935.04	\$514,887.62	\$460,000.00	\$500,000.00	\$273,268.67	\$546,537.34	155-1276-304245	Tax - Food & Beverage	\$500,000.00	\$500,000.00	\$500,000.00
\$60,000.00	\$60,000.00	\$60,000.00	\$60,000.00	\$30,000.00	\$60,000.00	155-1276-304501	Transfer From South Tank Loan	\$60,000.00	\$60,000.00	\$60,000.00
\$95,000.00	\$0.00	\$0.00	\$0.00	\$0.00	\$0.00	155-1276-314883	Transfer From Urban Renewal Fund	\$0.00	\$0.00	\$0.00
\$1,518,638.86	\$1,599,864.58	\$1,567,968.81	\$1,714,820.10	\$1,443,396.01	\$1,769,418.03		RESOURCES	\$1,790,948.47	\$1,790,948.47	\$1,790,948.47
\$11,226.92	\$9,942.69	\$8,594.20	\$7,178.28	\$7,178.28	\$7,178.28	155-1276-205720	Interest Expense - IFA	\$7,393.63	\$7,000.00	\$7,000.00
\$79,535.00	\$68,703.00	\$57,555.00	\$46,089.35	\$24,495.00	\$48,990.00	155-1276-205721	Interest Expense - DEQ	\$50,459.70	\$46,000.00	\$46,000.00
\$13,253.00	\$11,372.00	\$9,436.00	\$7,443.29	\$0.00	\$7,443.29	155-1276-205722	Loan Fee - DEQ	\$7,443.29	\$7,443.29	\$7,443.29
\$25,685.58	\$26,969.86	\$28,318.35	\$29,734.27	\$0.00	\$29,734.27	155-1276-207630	Principal Payments - IFA	\$29,734.27	\$29,000.00	\$29,000.00
\$370,825.00	\$381,657.00	\$392,805.00	\$404,270.65	\$200,685.00	\$401,370.00	155-1276-207631	Principal Payments - DEQ	\$404,270.65	\$409,653.65	\$409,653.65
\$500,525.50	\$498,644.55	\$496,708.55	\$494,715.84	\$232,358.28	\$494,715.84		DEBT SERVICES	\$499,301.53	\$499,096.94	\$499,096.94
\$0.00	\$0.00	\$100,000.00	\$100,000.00	\$50,000.00	\$100,000.00	155-1276-217130	Transfer Excess Reserves To WW	\$200,000.00	\$200,000.00	\$200,000.00
\$0.00	\$0.00	\$100,000.00	\$100,000.00	\$50,000.00	\$100,000.00		TRANSFERS OUT	\$200,000.00	\$200,000.00	\$200,000.00
\$500,525.50	\$498,644.55	\$596,708.55	\$594,715.84	\$282,358.28	\$594,715.84		TOTAL REQUIREMENTS	\$699,301.53	\$699,096.94	\$699,096.94
\$1,018,113.36	\$1,101,220.03	\$971,260.26	\$1,120,104.26	\$1,161,037.73	\$1,174,702.19		ENDING BALANCE	\$1,091,646.94	\$1,091,851.53	\$1,091,851.53

Summary of Outstanding Debt FY2026-27

Loan #	Description	Interest	Original Amount	Outstanding 6/30/26	Payments Due FY 2026-27
62761135821	Water Revenue Bond	3.07%	\$ 512,000.00	\$ 250,762.62	\$ 42,850.38
62761135854	Water GO Bond	3.00%	533,000.00	237,091.33	43,675.00
G 06003	Business Oregon Loan	5.00%	528,756.00	113,831.40	36,912.55
R 99100	DEQ Wastewater Plant Loan	2.90%	6,671,721.00	1,285,059.00	455,753.00
S 16018	South Tank Loan	1.00%	1,030,000.00	821,826.11	39,910.56
TOTAL DEBT ACTIVITIES				\$ 2,708,570.46	\$ 619,101.49

System Development Charges (SDCs) - Restricted Fund

System Development Charges are one-time fees collected from new development when properties connect to the City's water, wastewater, or storm drain systems. These charges ensure that new growth helps pay for the added demand it places on public infrastructure.

The City of Yachats tracks SDC revenue in a dedicated fund to ensure that all spending complies with legal requirements and supports long-term infrastructure needs.

SDCs are regulated by Oregon law under ORS 223.297 through 223.314 and can only be used for capital projects. This includes system expansions, new pipelines, and upgrades to treatment facilities. SDC funds cannot be used for regular maintenance or operating costs.

Note...
There are funds budgeted for property acquisition for a new water storage reservoir from the System Development Charges fund for FY 26/27.

System Development Charges 160-1605

2022-2023 3rd Preceding Year	(Soft Close 2) 2023-2024 2nd Preceding Year	2024-2025 1st Preceding Year	2025-2026 Adopted Budget by City Council	2025-2026 Actual to Jan 2026	2025-2026 Estimated Actual	Account Number	Description	2026-2027 Proposed Budget by Budget Officer	2026-2027 Approved Budget by Budget Committee	2026-2027 Adopted Budget by City Council
\$751,225.06	\$814,536.39	\$911,098.83	\$671,820.23	\$671,820.23	\$671,820.23	160-1605-300101	BEGINNING BALANCE	\$548,774.30	\$548,774.30	\$548,774.30
\$14,377.01	\$26,421.13	\$34,289.80	\$28,216.45	\$16,919.86	\$29,005.47	160-1605-301500	Interest Earned	\$29,875.64	\$29,875.64	\$29,875.64
\$9,074.16	\$27,377.32	\$14,204.48	\$18,201.98	\$11,013.45	\$18,880.20	160-1605-304341	SDC Water Improvements	\$19,446.61	\$19,446.61	\$19,446.61
\$5,624.47	\$16,832.58	\$8,804.76	\$13,039.77	\$7,220.59	\$12,378.15	160-1605-304342	SDC Water Reimbursements	\$12,749.50	\$12,749.50	\$12,749.50
\$15,426.41	\$53,018.75	\$35,622.70	\$45,501.98	\$28,902.55	\$49,547.23	160-1605-304343	SDC Wastewater Reimbursement	\$51,033.65	\$51,033.65	\$51,033.65
\$4,428.06	\$17,302.09	\$8,540.91	\$9,741.27	\$6,439.88	\$11,039.79	160-1605-304344	SDC Storm Drain Improvement	\$11,370.99	\$11,370.99	\$11,370.99
\$14,381.22	\$4,610.57	\$4,732.95	\$2,596.54	\$3,560.21	\$6,103.22	160-1605-304435	LID Assessments	\$6,286.31	\$6,286.31	\$6,286.31
\$814,536.39	\$960,098.83	\$1,017,294.43	\$789,118.22	\$745,876.77	\$798,774.30		RESOURCES	\$679,536.99	\$679,536.99	\$679,537.00
\$0.00	\$49,000.00	\$60,000.00	\$250,000.00	\$125,000.00	\$250,000.00	160-1605-217126	Transfer To Water Reserves	\$50,000.00	\$50,000.00	\$50,000.00
\$0.00	\$0.00	\$300,000.00	\$0.00	\$0.00	\$0.00	160-1605-217130	Transfer To Wastewater Reserves	\$175,000.00	\$175,000.00	\$175,000.00
\$0.00	\$49,000.00	\$360,000.00	\$250,000.00	\$125,000.00	\$250,000.00		Transfer to Storm Drain Reserves	\$50,000.00	\$50,000.00	\$50,000.00
\$0.00	\$49,000.00	\$360,000.00	\$250,000.00	\$125,000.00	\$250,000.00		TRANSFERS OUT	\$225,000.00	\$275,000.00	\$275,000.00
\$0.00	\$49,000.00	\$360,000.00	\$250,000.00	\$125,000.00	\$250,000.00		TOTAL REQUIREMENTS	\$225,000.00	\$275,000.00	\$275,000.00
\$814,536.39	\$911,098.83	\$657,294.43	\$539,118.22	\$620,876.77	\$548,774.30		ENDING BALANCE	\$454,536.99	\$404,536.99	\$404,537.00



CAPITAL IMPROVEMENTS (CIP)

Key Capital Improvement Projects

WATER IMPROVEMENTS

The City of Yachats is committed to ensuring a reliable, safe, and sustainable water supply for all residents and visitors. Current and upcoming water system improvements focus on three strategic pillars: increasing storage capacity, strengthening emergency preparedness, and enhancing seismic resilience. These investments represent the City's dedication to maintaining essential infrastructure that directly supports the community's well-being and long-term sustainability.

Key Projects for FY26-27

- West 3rd Street Water Main: Installation of a new 8-inch water line to improve distribution and system flow.
- Emergency Power Integration: Equipping water booster stations with new Gensets (generators) to ensure continued water delivery during power outages or emergencies.
- Overlook Drive Waterline: Completion of essential engineering and construction for the Overlook Drive waterline to enhance service reliability in higher-elevation areas.
- Annual Upgrades & Safety: Continuing our proactive annual hydrant replacement and installation program to ensure robust fire protection capabilities throughout the city.
- Future Capacity Planning: Initiating a feasibility study for a new reservoir at Site B to address long-term storage needs and community growth.

What is a Capital Improvement Project?

Capital Improvement Projects, are major investments in infrastructure, facilities, and equipment that support the long-term needs of the community. These projects are typically large in scale, cost over five thousand dollars, and are expected to last at least five years.

WASTEWATER IMPROVEMENTS

The City of Yachats is addressing aging wastewater infrastructure through a series of targeted upgrades and system-wide improvements. These investments are essential for increasing system efficiency, reducing the risk of overflows, and maintaining strict compliance with state and federal environmental regulations. By modernizing our collection and treatment facilities, the City ensures the wastewater system is well-prepared to support the evolving demands of the community.

Key Projects for FY26-27

- Lift Station Modernization: Comprehensive improvements to the Quiet Water, Main, Parkside, Riverside, and Pontiac lift stations.
- Force Main & Collection Upgrades: Improvements to the Pontiac Lift Station Force Main and the installation of 460 feet of new 8-inch wastewater line as part of the West 3rd Street construction project.
- Treatment & Outfall Enhancements: Ongoing Wastewater Treatment Plant upgrades and essential Outfall pipe improvements to ensure reliable discharge and processing.
- System Integrity: Targeted manhole improvements, including the Hanley Drive sewer manholes, to reduce inflow and infiltration



STREETS & STORM DRAIN IMPROVEMENTS

The City of Yachats continues to invest in street rehabilitation and storm drain improvements to support safe, reliable transportation and effective stormwater management. These capital projects are designed to enhance public safety and maintain the longevity of City assets.

Key Projects for FY26-27

- West 3rd Street Construction: Completion of comprehensive road improvements as part of the broader West 3rd Street project.
- Paving & Rehabilitation: Continued street paving to extend the network of rehabilitated roads throughout the City.
- Operational Efficiency: Investment in a City-owned street paver, empowering our developed internal team to perform a significant amount of pavement patching and maintenance independently.
- Stormwater Management: Critical storm drain improvements on Marine Drive and Overlook Drive to ensure effective drainage and protect roadway integrity

COMMONS IMPROVEMENTS

The Yachats Commons serves as a vital gathering place and the heart of the community, hosting a diverse array of public meetings, civic functions, cultural events, and recreational programs. This year, the City has prioritized critical investments in building maintenance, resiliency to preserve this essential asset for future generations and emergency preparedness.

Key Projects for FY26-27

- Building Repairs: Essential updates to the Commons facility include the repair and replacement of gutters and fascia, fresh exterior paint, and necessary roof repairs to ensure the building remains weather-tight.
- Pavilion Rebuild: A full rebuild of the beloved Pavilion is planned to revitalize this highly utilized outdoor space for community use.
- Generator Relocating and Relocation: As a key resiliency measure, the City will rehouse and relocate the generator to ensure the Commons

can effectively serve as a staging area or shelter during emergencies.

- Critical Electrical Panel Replacement: Replacement of the corroded CT can and electrical panel to support the generator system improvements.

PARKS & TRAILS IMPROVEMENTS

Ongoing efforts to enhance Yachats' outdoor spaces reflect the City's commitment to recreation, environmental stewardship, and community well-being. These investments ensure that our natural assets remain accessible and preserved for the enjoyment of residents and visitors alike.

Key Projects for FY26-27

- Estuary Walkway Construction: This year marks the construction phase of the long-awaited Estuary Walkway.
- Grant Funding: This significant infrastructure project is largely supported by an Oregon State Recreation grant.
- Asset Enhancement: Once completed, the walkway will serve as a premier outdoor asset, providing safe and scenic access to the city's unique coastal environment.



PRIORITY	MASTERPLAN	DEPARTMENT / DETAIL	ESTIMATED COST	CIP BUDGET		FISCAL 2025-2026		SPEND OR CARRY		CIP 5 YEAR PROJECTION						TOTAL CIP
				ADOPTED APPROP	APPROPS AFTER RECLASS	(ACTUAL) SPEND TO DATE	(REMAINING) AVAILABLE TO YEAR END	Estimated Spending through June	CARRY FORWARD	FISCAL CIP YR1	FISCAL CIP YR2	FISCAL CIP YR3	FISCAL CIP YR4	FISCAL CIP YR5	FISCAL CIP >5YRS	
STREETS																
		ENR 2nd STREET PH 3 - LOMA TO RIVER RD SW/														
		Loma to River Rd General Engineering	13,000	20,000	0			0	0						0	
		Loma to River Rd General Construction	187,000	30,000	50,000	47,511	2,489	0	0						0	
		STREET PROJECTS													0	
		Crosswalk Flashers	0	3,110	3,110	0	0	0	0						0	
		Oceanview Drive	50,000												50,000	
		Oceanview Drive Delineators	0	10,000	3,567	6,433	6,433	0	0						0	
		Street Paving Upgrades	100,000	110,000	96,890	90,306	6,584	3,000	0	55,000	110,000	110,000	110,000	110,000	605,000	
		West 3rd Street Engineering - Streets	0	5,000	5,000	4,930	70	0	0						0	
		West 3rd Street Construction	250,000							357,500					357,500	
		Underground Utilities - Ocean View Drive - 2nd St to 7th - Phase 1	500,000								500,000				500,000	
		Equipment - Street Paving Roller	100,000							100,000					100,000	
		Transportation Growth Master Plan	10,000							10,000					10,000	
		TOTAL GENERAL STREETS BEFORE CAPITALIZED LABOR	1,210,000	165,000	165,000	149,425	15,575	9,433	0	522,500	610,000	110,000	110,000	110,000	160,000	1,622,500
STORM DRAINS																
		Loma to River Rd Storm Drains	40,000	40,000	40,000	37,590	2,410	0	0						0	
		Marine/101 Storm Drain	60,000	60,000	35,000	0	35,000	0	35,000	60,000					60,000	
		West 3rd Street Engineering - Storm Drains	0	7,000	7,000	5,864	1,136	1,136	0						0	
		West 3rd Street Storm Drains Construction	0	0	0	0	0	0	0	181,000					181,000	
		Overlook Drive Storm Drain Upgrade Engineering and Construct	0	10,000	0	10,000	10,000	0	0	80,000					80,000	
		Storm Drain Master Plan	0	15,000	0	15,000	15,000	0	0						0	
		Oceanview Drive Storm Drains	0	0	0	0	0	0	0		20,000				20,000	
		TOTAL BEFORE CAPITALIZED LABOR	100,000	107,000	107,000	43,454	63,546	26,136	35,000	321,000	20,000	0	0	0	0	261,000
CITY HALL																
		Conex replacement and supplies	11,000	11,000	17,386	11,964	5,422	5,422	0	23,000					23,000	
		Emergency Preparedness	40,000								20,000	5,000	5,000	5,000	5,000	
		Exterior Rehabilitation; ADA Compliant/Code & Safety Review	60,000								60,000				60,000	
		Code Compliance Vehicle	12,000	10,000	0	0	0	0	0						0	
		Radar Speed Trailer	13,168	13,000	13,168	13,168	0	0	0						13,000	
		Masterplan Project Implementations - City Hall	0	0	0	0	0	0	0		50,000	50,000	50,000	50,000	250,000	
		City Hall Lighting Upgrade	5,600	6,000	5,935	5,935	0	0	0						0	
		Generator Relocating and Relocation for City Hall	50,000							50,000					50,000	
		Trolley Purchase	127,324	121,000	127,324	127,324	0	0	0						0	
		Trolley Signage	8,000								8,000				8,000	
		North wall repair - upgrade window and remove drawer - to fix leak	12,500								12,500				12,500	
		Starlink Antenna	2,189	0	2,189	2,189	0	0	0						0	
		Security Memobot	10,000	5,000	0	0	0	0	0		60,000				60,000	
		TOTAL BEFORE CAPITALIZED LABOR	351,788	166,000	166,000	160,578	5,422	5,422	0	93,500	190,000	55,000	55,000	55,000	55,000	576,500
PARKS & TRAILS																
		Extension of Walkway to State Park	750,000								200,000	100,000	100,000	100,000	600,000	
		Landmark Park and Improvements	450,000							20,000	200,000	100,000	100,000	100,000	520,000	
		Estuary Walkway Construction	875,000	250,000	250,000	40,707	209,293	25,000	185,000	885,000	0	0	0	0	885,000	
		Underground Utilities	200,000	100,000	100,000	0	100,000	0	100,000	100,000					100,000	
		Evaluation of Whale Tail Park retaining wall	0	0	0	0	0	0	0						0	
		Masterplan Project Implementations - Parks and Trails	0	0	0	0	0	0	0		50,000	50,000	50,000	50,000	250,000	
		TOTAL BEFORE CAPITALIZED LABOR	2,275,000	350,000	350,000	40,707	309,293	25,000	285,000	1,010,000	450,000	250,000	250,000	250,000	150,000	2,355,000
COMMONS																
		Gutters, Fascia, Paint, Roof Repair	80,000							80,000					80,000	
		Emergency Shelter - Commons	30,000	10,000	5,000	374	4,626	4,626	0	5,000	5,000				10,000	
		Sound / Lighting Updates	25,000	50,000	53,960	53,960	0	0	0						0	
		Generator Relocating and Relocation - Resiliency Measure	15,000	15,000	15,000	0	15,000	0	15,000	200,000					200,000	
		Park Plan / Civic Plan / Masterplan	0	20,000	5,025	5,025	0	0	0						0	
		Masterplan Project Implementations	0	0	0	0	0	0	0		100,000	100,000	100,000	100,000	500,000	
		Public Restroom	150,000	25,000	50,000	49,458	542	0	0		300,000				300,000	
		Stairs NE Entrance	30,000	45,000	0						45,000				45,000	
		Commons NE Entrance	105,000								105,000				105,000	
		Existing Pavilion Upgrades	40,000	160,000	160,000	4,169	155,831	10,000	145,831	445,831					445,831	
		Commons Addition for YYPAP	0	15,939	15,939	0	0	0	0		200,000	1,000,000	1,000,000		2,200,000	
		Commons Acoustic Panels MP Room	0	15,000	15,000	0	0	0	0		55,000				55,000	
		YERC - Yachats Events and Recreation Center - Greenspace Pavilion (New)	0	0	0	0	0	0	0		15,000				15,000	
		DEQ Soil Testing from Heating Oil Tank that was removed + remediation	50,000							50,000					50,000	
		North end roof upgrade to membrane	50,000									50,000			50,000	
		Commons Storage Improvements	14,500							5,000					5,000	
		TOTAL BEFORE CAPITALIZED LABOR	589,500	325,000	319,984	143,985	175,999	14,626	160,831	785,831	825,000	1,100,000	1,150,000	100,000	100,000	4,060,831
LIBRARY																
		Preconstruction and Construction	1,150,000	880,000	880,000	879,509	0	0	0						0	
		Interior Finishing	100,000	100,000	140,000	126,864	13,136	13,136	0						0	
		Interior Wall Felt	25,000	25,000	0										0	
		ADA Push Buttons for Doors	40,000								40,000				40,000	
		Final Landscaping	55,000								25,000				25,000	
		TOTAL BEFORE CAPITALIZED LABOR	1,370,000	1,005,000	1,020,000	1,006,373	13,136	13,136	0	25,000	40,000	0	0	0	65,000	
LLM																
		LLM Rehabilitation	500,000	285,000	255,000	232,939	22,061	22,000	0						0	
		TOTAL BEFORE CAPITALIZED LABOR	500,000	285,000	255,000	232,939	22,061	22,000	0	0	0	0	0	0	0	
		ENTERPRISE FUNDS TOTAL	24,470,100	2,483,000	2,256,989	792,686	444,201	432,126	845,000	2,875,000	7,930,000	5,291,000	475,000	625,000	9,283,000	26,459,000
		GENERAL FUNDS TOTAL	6,296,288	2,403,000	2,382,984	1,777,461	605,032	115,617	480,831	2,757,831	2,135,000	1,515,000	1,565,000	515,000	465,000	8,880,831
		GRAND TOTAL	30,766,388	4,886,000	4,639,973	2,570,148	1,049,233	547,743	1,325,831	5,632,831	10,065,000	6,806,000	2,040,000	1,140,000	9,728,000	35,339,831
						(246,027)										



TRANSFERS CHART

Transfers Between Funds

Sometimes, funds are transferred from one part of the budget to another to support specific needs or planned projects. These transfers do not represent new revenue or additional spending, but rather a way of moving money between accounts to ensure resources are available where they are needed.

For example, money might be transferred:

- From the General Fund to the Capital Reserve Fund to support a facility improvement
- From an Enterprise Fund to the Debt Services Fund to make a loan payment
- From the General Fund to a Special Fund to meet restricted-use obligations

The Transfers Chart shows all planned transfers in and out of funds for the fiscal year. This helps maintain transparency and gives a clear picture of how the City allocates resources across departments and long-term priorities.

Interesting Fact....

Fund transfers allow cities to move money between accounts for specific purposes, and while they don't increase overall spending, they play a critical role in making sure the right funds are in the right place at the right time to support services and projects.



City of Yachats
2026-2027 Budget Year
Summary of Transfers Between Funds

Transfer From	Transfer To	Amount
City Services Operations	City Services Reserve	\$0
City Services Operations	Commons Operations	\$100,000
City Services Operations	Library Reserve	\$40,000
City Services Operations	Storm Drain Operations	\$215,000
City Services Operations	Storm Drain Reserve	\$120,000
City Services Operations	Commons Reserves	\$150,000
City Services Operations	Library Operations	\$70,000
City Services Operations	Streets Reserve	\$0
South Tank Loan (IFA)	Wastewater Plant Loan (DEQ)	\$60,000
System Development Charges	Wastewater Reserve	\$175,000
System Development Charges	Storm Drain Reserve	\$50,000
System Development Charges	Water Reserve	\$50,000
Water Operations	Water Reserve	\$250,000
Water Operations	Water Revenue Bond	\$43,000
Wastewater Operations	Wastewater Reserve	\$350,000
Wastewater Plant Loan (DEQ)	Wastewater Reserve	\$200,000
Visitor Amenities	Commons Operations	\$75,000
Visitor Amenities	Commons Reserve	\$250,000
Visitor Amenities	Little Log Church Museum Operations	\$50,000
Visitor Amenities	Little Log Church Museum Reserve	\$15,000
Visitor Amenities	Parks & Trails Operations	\$55,000
Visitor Amenities	Parks & Trails Reserve	\$0
Subtotal		\$2,318,000
Urban Renewal Fund	City Services Operations	\$36,000
Urban Renewal Fund	South Tank Loan (IFA)	\$100,000
Urban Renewal Fund	Storm Drain Reserve	\$150,000
Urban Renewal Fund	Streets Reserve	\$70,000
Urban Renewal Fund	Wastewater Reserve	\$200,000
Urban Renewal Fund	Water Reserve	\$0
Subtotal		\$556,000
Total		\$2,874,000

CITY GOALS & WORKPLAN

2026 City Council Goals

Each year, the Yachats City Council sets goals to guide decision-making, prioritize resources, and ensure the City remains responsive to the needs of its residents. For 2026, the Council has outlined these key focus areas.

INFRASTRUCTURE GOAL

Secure sustainable water storage and improve wastewater and water sustainability efforts.

2026 Action Items:

- Engineering and planning for new water storage, including geotechnical work and funding exploration.
- Water conservation efforts, including citizen engagement and evaluation of tiered rates.
- Collaboration with local, regional, and state partners on water supply and infrastructure funding.
- Reduction of winter inflow and infiltration into the wastewater system.
- Continued storm drain master plan work, including impervious surface evaluation and ordinance development.
- Planning and cost analysis for new Public Works storage and emergency shelter near the water plant.



Interesting Fact...

Through a strategic process, the Yachats City Council sets annual goals to guide budgeting, projects, and community priorities.

LIVABILITY GOAL

Provide safe access to and use of City infrastructure, parks, and trails.

2026 Action Items:

- Traffic calming and pedestrian safety measures in coordination with ODOT.
- Ongoing analysis of public safety and code enforcement data to inform decisions.
- Planning and development of the Estuary Walkway extension.
- Development of a maintenance and improvement plan for City parks and trails.
- Implementation of the Greater Commons Master Plan, including pavilion rebuild and future planning.
- Advancement of a Public Art Initiative, including ordinance adoption, committee formation, and funding.

HOUSING SUPPLY GOAL

Identify ways to expand the housing supply and diversify housing options.

2026 Action Items:

- Feasibility studies for middle-income housing and associated commercial development.
- Strategies to repurpose underutilized housing and support affordable housing efforts.
- Continued code and zoning updates in alignment with State housing requirements.

ENVIRONMENTAL STEWARDSHIP GOAL

Be environmentally aware in all City actions.

2026 Action Items:

- Development of Dark Sky-compliant street light standards in coordination with CLPUD.

2026 City Council Goals

- Identification and assessment of opportunities to expand open space, parks, and trails.
- Completion of the Wetlands Inventory and public education efforts.
- Integration of sustainability and ADA considerations into future City construction projects.
- Review and update of ordinances related to environmental impacts, including trees and noxious weeds.
- Continued consideration of environmental impacts in all City decisions.

FISCAL SUSTAINABILITY GOAL

Effectively manage and plan for the City's financial needs.

2026 Action Items:

- Evaluation of utility rates to support reserve fund development.
- Exploration of stormwater fees to fund ongoing system maintenance.
- Advocacy for Transient Lodging Tax funding to support infrastructure.
- Exploration of a Local Improvement District for infrastructure upgrades.
- Advancement of updates or amendments to the Urban Renewal District.

PUBLIC AWARENESS GOAL

Deliver efficient, effective, and transparent municipal services.

2026 Action Items:

- Public education on City projects, including budget, water, and infrastructure planning.
- Planning and preparation for future City website improvements and redesign.
- Continued Council recap videos and expanded community storytelling efforts.

ALIGNMENT GOAL

Synchronize and update City policies and administrative rules.

2026 Action Items:

- Evaluate the Yachats Municipal Code for clarity and comprehensiveness.
- Refine committee processes and ordinances, including implementation of policy changes and development of best practices.
- Apply City Council conduct standards to committees, commissions, workgroups, and staff.
- Encourage collaboration across committees and improve recruitment processes.

EMERGENCY PREPAREDNESS GOAL

Continue to prepare for all emergencies.

2026 Action Items:

- Establish the Commons as an emergency shelter, including securing funding and organizing storage for emergency supplies.
- Improve the organization and accessibility of emergency supplies, including development of protocols and distribution systems.
- Develop and distribute educational materials to residents on personal preparedness and promote participation in community preparedness events.
- Improve communication systems and protocols, including coordination across committees and continued use of newsletters, email, and social media.



URBAN RENEWAL DISTRICT

About the Urban Renewal District (URD)

What is a Urban Renewal District?

The Yachats Urban Renewal District (URD) is a special area within the city designated for strategic investment and redevelopment. Its purpose is to support long-term economic growth, improve infrastructure, and encourage revitalization in key areas of town.

The URD is funded through Tax Increment Financing (TIF), a method that does not raise new taxes. Instead, when property values within the district increase due to public or private investment, the additional tax revenue—known as the “increment”—is set aside for use within the URD. These funds can only be used on projects within the district boundary and must align with the goals set in the City’s Urban Renewal Plan.

In Yachats, URD funds have supported major projects such as the South Tank Reservoir construction loan, which helps secure the community’s water infrastructure. As the district matures, URD funds will continue to play a role in financing improvements that strengthen the city’s livability and sustainability.

Note...

There are funds budgeted for property acquisition for a new water storage reservoir from the Urban Renewal District for FY 26/27.

Urban Renewal District Fund

Urban Renewal District 900-9000

2022-2023 3rd Preceding Year	(Soft Close 2) 2023-2024 2nd Preceding Year	2024-2025 1st Preceding Year	2025-2026 Adopted Budget	2025-2026 Actual to Jan 2026	2025-2026 Estimated Actual	Account Number	Description	2026-2027 Proposed Budget by Budget Officer	2026-2027 Approved Budget by Budget Committee	2026-2027 Adopted Budget by City Council
\$290,175.21	\$471,711.99	\$496,426.99	\$356,622.38	\$356,622.38	\$356,622.38	900-9000-300101	BEGINNING BALANCE	\$215,437.38	\$215,437.38	\$215,437.38
\$15,387.13	\$29,938.09	\$25,000.00	\$14,978.14	\$11,042.66	\$18,930.27	900-9000-301500	Interest Earned	\$19,498.18	\$19,498.18	\$19,498.18
\$489,206.39	\$525,523.71	\$530,000.00	\$579,994.44	\$546,577.49	\$579,994.44	900-9000-304110	Tax - Property Current	\$616,923.76	\$616,923.76	\$616,923.76
\$7,888.89	\$7,149.27	\$5,000.00	\$7,890.29	\$5,493.74	\$7,890.29	900-9000-304120	Tax - Property Past Due	\$8,127.00	\$8,127.00	\$8,127.00
\$54.37	\$25.05	\$0.00	\$0.00	\$35.02	\$0.00	900-9000-304491	Other Local Sources	\$0.00	\$0.00	\$0.00
\$512,536.78	\$562,636.12	\$560,000.00	\$602,862.87	\$919,771.29	\$963,437.38		RESOURCES	\$859,986.33	\$859,986.33	\$859,986.32
\$0.00	\$300.00	\$2,000.00	\$3,000.00	\$0.00	\$12,000.00	900-9000-205261	Auditor	\$15,000.00	\$15,000.00	\$15,000.00
\$0.00	\$0.00	\$0.00	\$0.00	\$0.00	\$0.00	900-9000-205263	Bank Charges/Credit Card Fees	\$0.00	\$0.00	\$0.00
\$0.00	\$0.00	\$0.00	\$0.00	\$0.00	\$0.00	900-9000-205422	Advertising/Legal Notice	\$0.00	\$0.00	\$0.00
\$0.00	\$0.00	\$0.00	\$0.00	\$0.00	\$0.00	900-9000-208000	Operating Contingency	\$0.00	\$0.00	\$0.00
\$0.00	\$300.00	\$2,000.00	\$3,000.00	\$0.00	\$12,000.00		MATERIALS AND SERVICES	\$15,000.00	\$15,000.00	\$15,000.00
\$16,000.00	\$36,000.00	\$36,000.00	\$36,000.00	\$18,000.00	\$36,000.00	900-9000-217140	Transfer To City Services Ops	\$36,000.00	\$36,000.00	\$36,000.00
\$0.00	\$0.00	\$600,000.00	\$0.00	\$0.00	\$0.00	900-9000-217122	Transfer To Library Reserve	\$0.00	\$0.00	\$0.00
\$28,000.00	\$0.00	\$0.00	\$0.00	\$0.00	\$0.00	900-9000-217128	Transfer To Parks & Trails Reserve	\$0.00	\$0.00	\$0.00
\$100,000.00	\$100,000.00	\$100,000.00	\$100,000.00	\$50,000.00	\$100,000.00	900-9000-217137	Transfer To South Tank Loan	\$100,000.00	\$100,000.00	\$100,000.00
\$50,000.00	\$0.00	\$0.00	\$50,000.00	\$25,000.00	\$50,000.00	900-9000-217133	Transfer To Storm Drains Reserve	\$150,000.00	\$150,000.00	\$150,000.00
\$13,000.00	\$0.00	\$0.00	\$50,000.00	\$25,000.00	\$50,000.00	900-9000-217131	Transfer To Streets Reserve	\$70,000.00	\$70,000.00	\$70,000.00
\$25,000.00	\$400,000.00	\$0.00	\$0.00	\$0.00	\$0.00	900-9000-217130	Transfer To Wastewater Reserve	\$200,000.00	\$200,000.00	\$200,000.00
\$4,000.00	\$0.00	\$0.00	\$500,000.00	\$250,000.00	\$500,000.00	900-9000-217126	Transfer To Water Reserve	\$0.00	\$0.00	\$0.00
\$95,000.00	\$0.00	\$0.00	\$0.00	\$0.00	\$0.00	900-9000-217129	Transfer To WW Plant Loan	\$0.00	\$0.00	\$0.00
\$331,000.00	\$536,000.00	\$736,000.00	\$736,000.00	\$368,000.00	\$736,000.00		TRANSFERS OUT	\$556,000.00	\$556,000.00	\$556,000.00
\$331,000.00	\$536,300.00	\$738,000.00	\$739,000.00	\$368,000.00	\$748,000.00		TOTAL REQUIREMENTS	\$571,000.00	\$571,000.00	\$571,000.00
\$471,711.99	\$498,048.11	\$318,426.99	\$220,485.25	\$551,771.29	\$215,437.38		ENDING BALANCE	\$288,986.33	\$288,986.33	\$288,986.32

URD Budget Summary

Resources (Inflows)	2024-2025 Adopted Budget	2024-2025 Actual	2025-2026 Adopted Budget	2025-2026 Estimated Actual*	2026-2027 Budgeted
Taxes	\$535,000	\$570,142	\$587,885	\$587,885	\$625,051
Water Services	\$0	\$0	\$0	\$0	\$0
Wastewater Services	\$0	\$0	\$0	\$0	\$0
Grants	\$0	\$0	\$0	\$0	\$0
Interest	\$25,000	\$28,189	\$14,978	\$18,930	\$19,498
Franchise Fees	\$0	\$0	\$0	\$0	\$0
Licenses, Permits, SDCs	\$0	\$0	\$0	\$0	\$0
Miscellaneous	\$0	\$98	\$0	\$0	\$0
Transfers In	\$0	\$0	\$0	\$0	\$0
Total Resources	\$560,000	\$598,428	\$602,863	\$606,815	\$644,549
Requirements (Outflows)	2023-2024 Adopted Budget	2024-2025 Actual	2025-2026 Adopted Budget	2025-2026 Estimated Actual*	2026-2027 Budgeted
Personnel	\$0	\$0	\$0	\$0	\$0
Materials & Services	\$2,000	\$0	\$3,000	\$12,000	\$15,000
Capital Outlay	\$0	\$0	\$0	\$0	\$0
Debt Service	\$0	\$0	\$0	\$0	\$0
Transfers Out	\$736,000	\$736,000	\$736,000	\$736,000	\$556,000
Total Requirements	\$738,000	\$736,000	\$739,000	\$748,000	\$571,000
Fund Balance Calculation	2023-2024 Adopted Budget	2024-2025 Actual	2025-2026 Adopted Budget	2025-2026 Estimated Actual*	2026-2027 Budgeted
Beginning Fund Balance	\$496,427	\$498,048	\$356,622	\$356,622	\$215,437
Ending Fund Balance	\$318,427	\$360,477	\$220,485	\$748,000	\$288,986

This page is intentionally left blank.





City of Yachats Annual Budget

**City of Yachats
501 HWY 101 N
Yachats, Oregon 97498
541-547-3565**